

144th
EDITION

CRYPTONAIRE WEEKLY

CRYPTO INVESTMENT JOURNAL

WARREN BUFFETT BUYING GOLD MAY PUSH BITCOIN TO \$50K

GRAYSCALE OPENS TRADING

FOR BITCOIN CASH, LITECOIN
TRUSTS WITH \$30M IN ASSETS

PANTERA CONFIRMS RAISING
\$165 MILLION IN ITS
CRYPTOCURRENCY FUND

CRYPTO TRADING APP,
ROBINHOOD, SOARS TO
\$11.8 BILLION
EVALUATION AFTER
\$200 MILLION
SERIES C FUNDING

ROWAN ENERGY BLOCKCHAIN:

BUILDING COMMUNITY
FED GREEN ENERGY
COMPANIES.

FREE
FOREX TRADING
INSIDER



PLATINUM
CRYPTO ACADEMY

CONTENTS

WEEKLY CRYPTOCURRENCY MARKET ANALYSIS	5
TOP 10 COINS	6
Top 10 Coins by Total Market Capitalisation	6
Top 10 Coins by Percentage Gain (Past 7 Days).....	6
Top 10 Coins added to Exchanges with the Highest Market Capitalisation (Past 30 Days).....	7
CRYPTO TRADE OPPORTUNITIES	9
ADVERTISE WITH US	14
ADVANCEMENTS IN THE CRYPTOCURRENCY WORLD	15
Starting Second Term Today, SEC Commissioner Peirce Tells Cointelegraph Her Crypto Priorities.....	15
Pantera Confirms Raising \$165 Million in Its Cryptocurrency Fund.....	16
China’s Blockchain Boom Moves Forward, With 10,000 New Companies Formed in 2020.....	17
Warren Buffett Buying Gold May Push Bitcoin to \$50K, Investors Say.....	19
Grayscale opens trading for Bitcoin Cash, Litecoin Trusts with \$30M in assets.....	20
Binance system traffic has surpassed its 2017 highs as crypto bull market kicks off.....	21
China to Scale Digital Yuan Pilot to 28 Cities as it Solidifies Its Tokenomics Dominance.....	23
Bitcoin DeFi May Be Unstoppable: What Does It Look Like?.....	24
CME Bitcoin Futures OI Hits New ATH, New Money Flowing in as Network Gets Stronger.....	25
Crypto Trading App, Robinhood, Soars To \$11.8 Billion Evaluation After \$200 Million Series G Funding.....	27
ROWAN ENERGY – MAJOR USER MILESTONE REACHED AS SITES GO LIVE IN SEPTEMBER	28
CRYPTOCURRENCY TRADING 2020 – UNDERSTANDING THE MARKET	30
CEX.IO REVIEW 2020	38
CARBON OFFSET CERTIFICATE PARTNERS – ROWAN ENERGY	52

Editor's Letter



Max Keiser, the founder of Heisenberg Capital, believes that Buffett's investment in Gold is likely to attract greater allocation by the fund managers. Currently, the "global \$100 trillion fund management biz is less than 1% invested in Gold." If the allocation increases to 5% assets under management, it implies that gold will rise to \$5,000. Keiser anticipates fund managers to invest 1% of their portfolio in BTC, which can push Bitcoin's price to \$50,000.

Jason Williams, co-founder and partner at hedge fund Morgan Creek Digital, believes that the young managers in Berkshire are likely to invest in Bitcoin in the future. If this happens, it will be a huge positive.

OUR BLOG ARTICLES FOR THIS SPECIAL ISSUE IS ROWAN ENERGY – MAJOR USER MILESTONE REACHED AS SITES GO LIVE IN SEPTEMBER, CRYPTOCURRENCY TRADING 2020 – UNDERSTANDING THE MARKET, CEX.IO REVIEW 2020 AND CARBON OFFSET CERTIFICATE PARTNERS – ROWAN ENERGY

Bitcoin has formed an ascending triangle near the highs, which is a bullish setup. If the bulls can propel the price above the overhead resistance of \$12,134.29, the uptrend is likely to resume.

Bitcoin broke above the \$12,134.29 resistance on August 17, which completed the bullish ascending triangle pattern and triggered the trade suggested in the previous analysis. This bullish setup now has a target objective of \$13,868.44.

The trend remains strong with both moving averages sloping up and the RSI close to the overbought territory. However, it is unlikely to be a straight dash to the target because the bears will try to stall the up move at \$13,000.

Therefore, traders who have purchased after the breakout above \$12,134.29 can trail their initial stop-loss to \$11,500. The stops should be trailed higher as the price continues to move northwards.

After every breakout, the bears attempt to fake it. This usually results in a retest of the breakout level, which in this case is \$12,134.29. If the price slips and sustains below the breakout level, it increases the possibility of a failed breakout.

Conversely, if the price rebounds off the breakout level, then it becomes the new floor where the bulls are eager to buy.

On a break below \$12,134.29, a drop to the 20-day EMA is possible. If this level also cracks, the trend will turn negative. Hence, the stop-loss has been suggested to be placed just below the 20-day EMA.

Lastly please check out the advancement's happening in the cryptocurrency world.

Enjoy the issue!

Karnav Shah

Karnav Shah

Chief Editor



CRYPTONAIRE WEEKLY

After mentoring thousands of crypto traders around the globe, we have culminated all of the consistent and ongoing requirements of crypto-traders into one place.

Our Cryptonaire Weekly magazine includes expert technical analysis, providing trading opportunities to our subscribers as well as fundamental analysis so our readers can keep up to speed with the current developments in the crypto markets.

Not only do we provide the information necessary to trade active cryptocurrencies on the exchanges, but we also take a look at ICOs to help you find those golden projects with real value!

No longer will you have to rely on multiple sources to keep on top of the markets, we deliver everything directly to your inbox each and every week.

What are you waiting for?

Subscribe now!



144th EDITION

RESERVE YOUR SPACE NOW

**ADVERTISE WITH US @
CRYPTONAIRE WEEKLY**

THE #1 CRYPTO TRADING MAGAZINE | WEEKLY TOP TRADES, ICOs AND MARKET UPDATES



Featuring in this weeks Edition:

- Atrom Network
- Rowan Energy
- Finalmente Global
- IQONIQ
- ZenSports

Also Get,

- Markets Analysis
- Market News Update
- Read Our Latest Blog:

ROWAN ENERGY – MAJOR USER MILESTONE REACHED AS SITES GO LIVE IN SEPTEMBER

CRYPTOCURRENCY TRADING 2020 – UNDERSTANDING THE MARKET

CEX.IO REVIEW 2020

CARBON OFFSET CERTIFICATE PARTNERS – ROWAN ENERGY

For Latest update

SUBSCRIBE NOW

WEEKLY CRYPTOCURRENCY MARKET ANALYSIS

Hello, crypto traders welcome to this week's 144th edition of Cryptonaire Weekly. The overall Cryptocurrency Market Cap stands at \$384 Billion. We have seen a \$23 Billion increase in the Market Cap since last week. Bitcoin price is currently around \$12,270 from \$11,790 last week and has increased by 4.07% and Ether price is now at \$430 from \$392 last week and has increased by 9.69%. The current market cap for bitcoin is \$227 Billion, and for Altcoins, the current market cap is \$157 Billion.

Legendary investor Warren Buffet has sold bank stocks and has bought about \$563 million worth of shares in the gold miner Barrick Gold, according to the latest regulatory filing. Although the total amount of purchase is very small compared to Berkshire's overall portfolio, this is the first time ever that Buffett has purchased a gold stock.

Buffett has been a huge gold critic because he said that betting on gold was a trade against America. However, the latest change in strategy shows that the billionaire is not confident in fiat currencies, hence, has sought safety in gold.

Max Keiser, the founder of Heisenberg Capital, believes that Buffett's investment in Gold is likely to attract greater allocation by the fund managers. Currently, the "global \$100 trillion fund management biz is less than 1% invested in Gold." If the allocation increases to 5% assets under management, it implies that gold will rise to \$5,000. Keiser anticipates fund managers to invest 1% of their portfolio in BTC, which can push Bitcoin's price to \$50,000.

Jason Williams, co-founder and partner at hedge fund Morgan Creek Digital, believes that the young managers in Berkshire are likely to invest in Bitcoin in the future. If this happens, it will be a huge positive.

Percentage of Total Market Capitalization (Dominance)

Bitcoin	59.08%
Ethereum	12.56%
XRP	3.69%
Tether	2.61%
Chainlink	1.53%
Bitcoin Cash	1.53%
Litecoin	1.13%
Bitcoin SV	1.11%
Cardano	0.96%
EOS	0.91%
Others	14.90%

TOP 10 COINS











Top 10 Coins by Total Market Capitalisation

Rank	Name	Market Cap	Price	Volume (24h)	Circulating Supply	Change (24h)	Price Graph (7d)
1	Bitcoin	\$226,140,747,366	\$12,247.67	\$30,040,147,360	18,463,987 BTC	3.57%	
2	Ethereum	\$48,211,318,746	\$429.59	\$13,726,094,532	112,227,043 ETH	1.01%	
3	XRP	\$14,142,585,497	\$0.314848	\$3,002,339,087	44,918,719,274 XRP *	4.82%	
4	Tether	\$10,006,057,638	\$1.00	\$45,159,371,455	9,998,221,723 USDT *	-0.18%	
5	Chainlink	\$6,085,410,580	\$17.39	\$2,353,227,466	350,000,000 LINK *	-9.00%	
6	Bitcoin Cash	\$5,866,699,795	\$317.24	\$2,392,490,884	18,492,775 BCH	3.91%	
7	Litecoin	\$4,328,835,413	\$66.33	\$3,979,203,580	65,264,331 LTC	4.79%	
8	Bitcoin SV	\$4,234,808,417	\$229.01	\$1,074,304,498	18,491,527 BSV	4.42%	
9	Cardano	\$3,656,655,537	\$0.141036	\$440,454,825	25,927,070,538 ADA	1.71%	
10	EOS	\$3,482,060,283	\$3.72	\$3,571,922,460	935,287,745 EOS *	-2.56%	











Start betting on sports today!

The advertisement features a dark background with a football player in a red jersey on the left and a basketball player in a white jersey on the right. In the center, two smartphones are shown, one displaying the ZenSports app interface with options for NFL, Soccer, and MLB. The ZenSports logo, a blue trophy icon, is positioned at the bottom left of the ad area.

Top 10 Coins by Percentage Gain (Past 7 Days)

Rank	Name	Symbol	Volume (24h)	Price	% 7d
1	 DSLA Protocol	DSLA	\$365,766	\$0.002600	1,293.48%
2	 Hashgard	GARD	\$3,220,773	\$0.000133	379.03%
3	 Ti-Value	TV	\$541,664	\$0.015557	319.49%
4	 PANTHEON X	XPN	\$194,908	\$0.028692	307.51%
5	 AirSwap	AST	\$43,728,671	\$0.270430	281.65%
6	 DAOBet	BET	\$291,093	\$0.031597	265.44%
7	 Litecoin SV	LSV	\$111,184	\$0.581954	248.58%
8	 ImageCash	IMGC	\$230,122	\$0.020212	241.59%
9	 Agoras Tokens	AGRS	\$52,412	\$0.648772	234.67%
10	 ROAD	ROAD	\$1,519,728	\$0.156110	200.36%

Top 10 Coins added to Exchanges with the Highest Market Capitalisation (Past 30 Days)


Name	Symbol	Added	Market Cap	Price	Circulating Supply	Volume (24h)	% 24h
 YAM	YAM	7 days ago	\$14,210,034	\$0.496518	28,619,369 *	\$1,724,729	23.93%
 Curve DAO Token	CRV	4 days ago	\$1,784,494	\$3.58	498,241 *	\$68,994,931	-32.10%
 Degenerator	MEME	2 days ago	\$598,436	\$21.37	28,000 *	\$168,053	21.08%
 MOST Protocol	MOST	Today	\$?	\$0.884045	? *	\$7,759	?%
 Meter Stable	MTR	1 day ago	\$?	\$0.759861	? *	\$51,130	?%
 Golden Ratio Coin	GOLDR	1 day ago	\$?	\$46.98	? *	\$80,632	?%
 Hakka.Finance	HAKKA	1 day ago	\$?	\$0.060500	? *	\$1,851,371	?%
 Keysians Network	KEN	1 day ago	\$?	\$6.69	? *	\$4,469,057	-4.02%
 UniGraph	GRAPH	1 day ago	\$?	\$41.56	? *	\$225,094	22.66%
 Free Tool Box Coin	FTB	1 day ago	\$?	\$0.028650	? *	\$904,356	4.70%



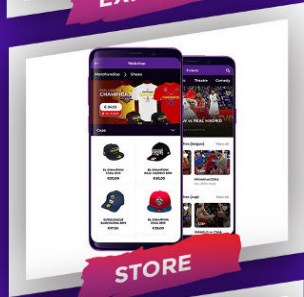
IQONIQ
BECOME ONE

IQONIQ is a new fan engagement platform which exclusively targets the

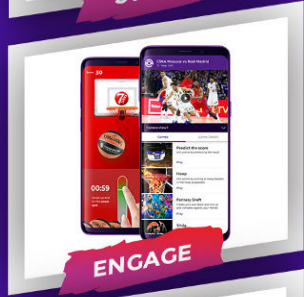
Sports and Entertainment World



EXPLORE



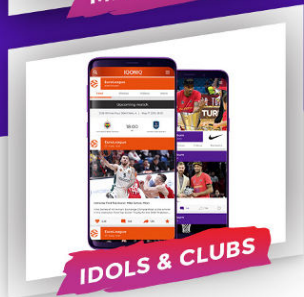
STORE



ENGAGE




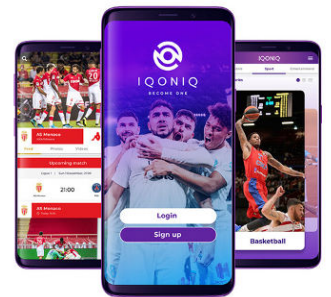
MEMBERSHIP



IDOLS & CLUBS

IQONIQ, the Future of Fan Engagement

The world is now more connected than ever. But still, sports and entertainment fans are expected to collect the content they desire on multiple platforms, with communication expected to flow in only one direction: from the star to the fan. IQONIQ unites all the content from idols and organisations in sports and entertainment on one platform, adding unique opportunities for fans to enter a two way relationship with stars and fellow fans.




IQONIQ is a new fan engagement platform that is using Blockchain technology in sports to build a more purposeful, more rewarding and more personal experience for fans, sporting idols and corporate partners.

For more information visit iqoniq.com

Visit Website

Proud Fan Engagement Partner of :



CRYPTO TRADE OPPORTUNITIES

BITCOIN - BTC/USD



Bitcoin broke above the \$12,134.29 resistance on August 17, which completed the bullish ascending triangle pattern and triggered the trade suggested in the previous analysis. This bullish setup now has a target objective of \$13,868.44.

The trend remains strong with both moving averages sloping up and the RSI close to the overbought territory. However, it is unlikely to be a straight dash to the target because the bears will try to stall the up move at \$13,000.

Therefore, traders who have purchased after the breakout above \$12,134.29 can trail their initial stop-loss to \$11,500. The stops should be trailed higher as the price continues to move northwards.

After every breakout, the bears attempt to fake it. This usually results in a retest of the breakout level, which in this case is \$12,134.29. If the price slips and sustains below the breakout level, it increases the possibility of a failed breakout.

Conversely, if the price rebounds off the breakout level, then it becomes the new floor where the bulls are eager to buy.

On a break below \$12,134.29, a drop to the 20-day EMA is possible. If this level also cracks, the trend will turn negative. Hence, the stop-loss has been suggested to be placed just below the 20-day EMA.

ETHEREUM - ETH/USD



Ether broke above the \$415 resistance on August 13 but the bulls are facing resistance at \$447.50, which suggests some profit booking at higher levels.

However, the positive thing is that the bulls have not allowed the price to slip below the breakout level of \$415. If the price rebounds off this level, the bulls will once again attempt to resume the uptrend.

On the upside, the first target objective is \$480 and if this resistance is crossed, the up move can extend to \$515.

Conversely, if the ETH to USD pair dips and sustains below \$415, a drop to the 20-day EMA is possible. If the pair rebounds off this level, it will indicate that the bulls are defending this support, which is a positive sign.

However, if the bears sink the price below the 20-day EMA, it will suggest that the momentum has weakened. Hence, traders who had initiated long positions as recommended in the previous analysis can trail the stops higher to \$390. As the price moves up, the stops should be trailed higher to protect the paper profits.

RIPPLE - XRP/USD



The bulls did not allow XRP to dip below the 20-day EMA between August 11 to 13, which is a positive sign as it shows demand at lower levels. Currently, the buyers are attempting to sustain the price above the \$0.3262 resistance.

If they succeed, the XRP to USD pair is likely to start a new uptrend that has a target objective of \$0.40. There is resistance at \$0.34639 but that is likely to be crossed.

Therefore, traders who had purchased long positions as suggested in our previous analysis can hold their positions with the proposed stop-loss. If the pair sustains above \$0.3262, the stops can be trailed higher to protect the paper profits.

Both moving averages are sloping higher and the RSI is in the overbought zone, suggesting advantage to the bulls.

This bullish view will be invalidated if the pair turns down from the current levels or the \$0.34639 resistance and breaks below the 20-day EMA. Such a move will suggest a lack of buyers at higher levels.

BITCOIN CASH - BCH/USD



Bitcoin Cash broke above the downtrend line on August 16, which invalidated the developing descending triangle pattern. The failure of a bearish setup is a bullish sign.

Currently, the bulls are facing resistance at \$326.73, however the upsloping moving averages and the RSI in the positive zone suggests that the path of least resistance is to the upside.

If the buyers can push the price above this resistance, a move to the \$338.49-\$352.96 resistance zone is possible. The momentum is likely to pick up above this zone with a target objective of \$410.

Contrary to this assumption, if the BCH to USD pair turns down from the current levels, it can drop to the 20-day EMA and below that to \$280. If the pair rebounds off \$280, a few days of range-bound action is likely but a break below this support will tilt the advantage in favour of the bears.

LINK/USD - LINK/USD



We had not expected Chainlink to rally above \$17.42366 in our previous analysis, but the bulls had other plans. They propelled the price to \$20 on August 16. However, vertical rallies rarely sustain because most usually witness waterfall declines.

The same was seen on August 17 when the LINK to USD pair plunged from an intraday high of \$19.71 to an intraday low of \$14.64, a fall of 25% in a day. The only positive thing was that the bulls purchased the lows, which helped the pair to recover by close (UTC time).

After the sharp rally of the past few days, the pair could consolidate for a few days. The trend will turn in favour of the bears if they can sink the price below the 20-day EMA. Below this support, the decline can extend to the 61.8% Fibonacci retracement level of \$11.66936.

CRYPTONAIRE WEEKLY AD CAMPAIGN



RESERVE YOUR SPACE NOW

ADVERTISE WITH US @ CRYPTONAIRE WEEKLY

THE #1 CRYPTO TRADING MAGAZINE | WEEKLY TOP TRADES, ICOs AND MARKET UPDATES



We are providing complete advertisement package for your project inclusive of:

- Front Cover Feature page Cryptonaire Weekly
- Full article review, including any media and Details about your project
- Email Campaign
- Social Media Exposure
- Video Review

Your exposure with Platinum Financial Media Service is [Here](#)

ADVANCEMENTS IN THE CRYPTOCURRENCY WORLD

Starting Second Term Today, SEC Commissioner Peirce Tells Cointelegraph Her Crypto Priorities



Sworn in for her second term today, SEC Commissioner Hester Peirce tells Cointelegraph about the commission's work on crypto and new tech in investing.

Most days, there is little love lost between the United States Securities and Exchange Commission and the world of crypto. As the regulator of the world's largest capital market, the commission's continuing work to track down sales for tokens it considers unregistered securities has left a fair bit of the crypto market viewing the commission like a boogeyman.

Which is not fair. There are controversial cases, but the ICO boom was rampant with predation, fraud and theft: Exactly the sort of issues you keep a regulator around to stamp out. Right now, though, the SEC is faced with a wide range of new concerns as technology enables new relationships between investors and markets, including crypto. A legitimate concern is their years-long hesitance to issue reliable guidance for well-meaning actors.

[Read more...](#)

Pantera Confirms Raising \$165 Million in Its Cryptocurrency Fund



Pantera Capital has confirmed raising \$165 million through its popular cryptocurrency fund in a filing with the Securities and Exchange Commission.

San Francisco-based crypto and blockchain investment company Pantera Capital confirmed in a recent filing with the United States Securities and Exchange Commission (SEC) that it has raised almost \$165 million in its cryptocurrency hedge fund.

Venture Fund III Raises \$165M In Two Year


The crypto Fund dubbed Venture Fund III was launched on July 31, 2018, and reports suggested that Pantera was targeting to raise a total of \$175 million. By mid-August that same year, the company raised \$71 million from investors, according to the Form D filing with the SEC.

The next filing with the US regulator was in August 2019, confirming that the firm raised nearly \$96 million, about a 35% increase in one year.

This month's Form D reveals that the fund's revenue grew by over 130%, reaching a total of \$164.7 million in two years, not far off from the company's original target.

[Read more...](#)

China's Blockchain Boom Moves Forward, With 10,000 New Companies Formed in 2020



China's blockchain sector continues to boom despite a global financial crisis catalyzed by the Covid-19 pandemic.

A report from crypto analytics platform LongHash reveals that more than 10,000 blockchain companies were formed in China from January to July 2020, exceeding the 8,595 recorded in 2017.

The crypto data company says the number of newly established blockchain companies in China is set to surpass the 13,885 firms formed last year.

Guangdong Province hosts most of the country's blockchain companies with 25,371 registered and operating firms, followed by Yunnan Province, with 5,174 blockchain-based businesses.

According to LongHash, most Chinese blockchain companies start with small initial funding. Nearly half of the companies started with a registered capital not exceeding 5,000 yuan, or about \$719. Less than 10% had a registered capital of over 50,000 yuan or \$7,175.

In addition, LongHash reports that many blockchain companies in China are having legal issues. Of the 84,410 registered blockchain companies, only 29,340 are still operating. 60,729 blockchain firms in the country have lost their legal status or had their license revoked.

[Read more...](#)

HELLO, I'M ATROM GATE.

WE ARE BUILDING HERE OUR OWN BLOCKCHAIN BASED ECOSYSTEM WITH SOCIAL MEDIA, WORKSTATION, COMMUNICATION, WALLET, PAYMENT FACILITY, AND GIG ECONOMY FOR THE WORLD WE ARE DREAMING OF

[READ MORE](#)

[ATROMG8.com](https://atromg8.com)




AtromG8 represents much more than just cryptocurrency and blockchain, we are here to build a collaborative ecosystem. Our unique multi-DLT and blockchain-powered innovative MixNet 5.0 superstructure is the next step of human communication, interaction and the way we exchange value between each other all under the umbrella of privacy and security for a better, fairer and cleaner world. AtromG8 aims to leverage emerging technologies to overcome the inadequacies of the existing social structures. With highly innovative MixNet Superstructure Technology, AtromG8 is continuously contributing to the development of communication and value exchange systems. An unconventional approach to meet the contemporary requirement of a digital platform for a real-time ecosystem that is safe for all the users. At ATROMG8, the team focuses on providing a connecting channel that facilitates effective communication among various individuals without jeopardizing their privacy and metadata, along with providing details of who gets insight into their data or how it should be used safely in the digital era. With an aim to touch millions of lives across the globe.



WHITEPAPER

The Whitepaper is a never-ending evolution! On the following pages, you will find thoughts that move us and information about the technology we use. Have a look at the status of march 2020.

[Download](#)



ATROMG8 MILAN SUMMIT 2019

TOKEN ECONOMICS

ATROM is the voucher required to access and operate our software. With the following information and graphs, we wish to introduce a transparent understanding of ATROM's usage and its long-term value.

[Download](#)



Warren Buffett Buying Gold May Push Bitcoin to \$50K, Investors Say



Warren Buffett's Berkshire Hathaway sold bank stocks to buy a gold mining company, which will indirectly boost the price of Bitcoin, investors say.

Berkshire Hathaway, the \$503 billion conglomerate led by Warren Buffett, sold Goldman Sachs for a Canadian gold company Barrick Gold. Max Keiser, the founder of Heisenberg Capital and an early Bitcoin investor, says it could help buoy BTC to \$50,000.

The quarterly shareholder filing of Berkshire Hathaway shows Buffett trimmed his position on most major banks, Fortune reported on Aug. 15. The firm sold a substantially large portion of its shares in JPMorgan Chase, Wells Fargo and PNG.

What Buffett's decision to enter a gold position over banks shows about Bitcoin

Buffett's decision to completely close Berkshire's position on Goldman Sachs follows the bank's second-ever highest quarterly trading revenue of \$13.3 billion. It suggests Buffett is not comfortable in betting big on the banking industry in the long-term.

Instead, Buffett purchased a single stock in Barrick Gold, whose stock has reflected that of gold in most of 2020. The firm is a gold mining company based in Canada, which recorded a 45% increase year-to-date. Following Berkshire's investment, the stock rose by 8.11% in after-hours trading.

[Read more...](#)

Grayscale opens trading for Bitcoin Cash, Litecoin Trusts with \$30M in assets



Grayscale, the huge crypto investment house, has opened public trading for shares of two altcoin funds: the Grayscale Trusts for Bitcoin Cash and Litecoin. This means that six products offered by Grayscale are now traded publicly.

The trusts, which aren't registered with the SEC, let investors have exposure to the cryptocurrencies without having to go to the effort of buying and storing the cryptocurrencies themselves.

The news means that any accredited investors (i.e. high-net-worth individuals that meet certain criteria) can now trade shares in the trusts, marked as BCHG and LTCN. These shares are publicly traded on OTC (over the counter) desks. Investing in the funds themselves, however, requires an income of at least \$200,000 a year.


New York-headquartered Grayscale, founded in 2013, will take a 2.5% cut of the trust each year, meaning that the amount of Bitcoin Cash and Litecoin represented in its trust will dwindle over time.

Grayscale's Bitcoin Cash Trust has \$16.8 million worth of BCH under management. There is \$13.5 million in Grayscale's Litecoin Trust.

Grayscale operates several publicly traded trusts. These comprise trusts for Bitcoin, Ethereum, Ethereum Classic and the "Grayscale Digital Large Cap fund," which is composed of Bitcoin, Ethereum, XRP, Bitcoin Cash and Litecoin—the largest cryptocurrencies by market cap until Chainlink recently took the fifth position. These trusts are far larger. There is \$4.9 billion in its Bitcoin Trust and \$862.7 million in its Ethereum Trust, for instance.

[Read more...](#)

Binance system traffic has surpassed its 2017 highs as crypto bull market kicks off



The crypto market appears to be entering a full-fledged bull run, with Bitcoin and other major alt-coins slowly advancing higher while smaller market-cap coins see parabolic momentum.

This price action has marked an extension of the uptrend that has been seen throughout the past month, although it now appears to be picking up steam as bulls start gaining further ground against bears.

One indicator of the surge in market participation rates is system traffic on major exchanges and trading platforms.

According to the CEO of Binance – one of the largest exchanges in the world – the platform’s system traffic now exceeds that seen during December of 2017.

Binance sees surge in system traffic as crypto market participation rates rocket

The cryptocurrency market has seen rising trading volume in recent weeks, which has primarily come about as a result of the market-wide strength.

Both Bitcoin and Ethereum have been providing the rest of the market with a bullish backdrop to trade against.

[Read more...](#)



RowanEnergy
BLOCKCHAIN

Get in before the "fat-cat" corporations

NEWLY LISTED TOKEN ABOUT TO HIT MAINSTREAM & CORPORATE ADOPTION

We know there are 2 things that drive token price through the roof.

Mainstream adoption & corporate buy-in.

With a valuable use-case targeted for the UK audience, custom hardware, & proven blockchain tech, Rowan Energy (RWN token) is about to get both.

Over the next couple of weeks mass marketing will be going live, the proof of concept will go out, & users will start seeing the realworld benefits.

Once that happens the fat-cat corporations, who laugh at blockchain tech now, will feel threatened & want their piece of the action.



And we know what will happen to the token price at that point...


Fill your bags with RWN now at

VINDAX

LATOKEN

**Building Community Fed
Green Energy Companies.**

China to Scale Digital Yuan Pilot to 28 Cities as it Solidifies Its Tokenomics Dominance



China's digital yuan 'DC/EP' might soon be replacing the fiat renminbi in circulation following an announcement by the country's ministry of commerce to scale the pilot in more cities.

This PBoC backed digital currency has been in progress since 2014 but was only piloted recently, marking a significant milestone towards the adoption of CBDC's. The August 14 announcement has since noted that China will extend the pilot to 28 cities, including Hong Kong and Beijing.

With this development, the DC/EP is set to be integrated further with the existing Chinese monetary ecosystem. Consequently, the PBoC is now looking at the possibilities of attributing fiscal functions to the digital yuan, given most of China's population use digital payments from service providers like Alipay.

While monetary policy falls under Central Banks in most jurisdictions, China appears to have synergized the efficiency of both PBoC and state-backed financial institutions in rolling out its digital yuan.

Scaling DC/EP Adoption in China

The announcement highlights that digital yuan pilot tests will take place in the Greater Bay Area in the Pearl River Delta Region, where the cities of Macau, Hong Kong, and Shenzhen will be featured

[Read more...](#)

Bitcoin DeFi May Be Unstoppable: What Does It Look Like?



One of the quietest yet best-funded bitcoin companies in the world is gearing up to enter the 2020 decentralized finance (DeFi) bull run.

In July the DG Lab conglomerate, which like Ethereum powerhouse ConsenSys includes both an investment arm and an adjacent software company, open sourced its proposal for self-sovereign derivatives trading on the Bitcoin blockchain, using the Lightning Network.

These contracts turn bitcoin, the asset itself, into programmable money capable of a wider variety of functions.

This offers a stark contrast to the typical DeFi approach so far, which relies on “wrapped” representations of bitcoin or exchange platforms. The Silicon Valley startup cLabs recently acquired DeFi firm Summa, which spearheaded the bitcoin-on-Ethereum approach. Now it looks as though DG Lab, founded in 2015, is the leading incumbent exploring DeFi opportunities for Bitcoin.

“I’ve been working on a proposal to integrate DLC [Discreet Log Contracts] and channels into the Lightning Network,” DG Lab researcher Ichiro Kuwahara said of his recent work. “We can establish many contracts without broadcasting transactions on the blockchain.”

This software uses the Lightning Network to execute business logic without clogging up the base-layer blockchain. The hottest trend among Bitcoin veterans these days is imagining DeFi functionality applied to the bitcoin currency through such layers. There are many opinions on how to approach this opportunity, from DLC to soft forks.

[Read more...](#)

CME Bitcoin Futures OI Hits New ATH, New Money Flowing in as Network Gets Stronger



The price of Bitcoin struggled to cross \$12,000, with no success over the weekend, but by mid day today, it was off to the races. Soaring to \$12,450.

However, even at its current price level, 95% of bitcoin UTXOs are in a state of profit. Glassnode noted,

“Extended periods at this level and above are characteristic of bull runs as BTC moves towards new all-time highs.”

Also, trader Josh Rager says with the digital asset “heading toward another higher-high on the weekly close,” next levels to watch are \$13,600 and \$14,100. OKEx in its daily market update notes,

“Currently, as Bitcoin consolidates between \$11,100 and \$12,100, short-term implied volatility is up nearly 20% and medium- to long-term implied volatility has been up 10% over the week — indicating that the market is expecting further price movements.”

Stronger than Ever Network

Meanwhile, the largest network is getting stronger and more active.

Bitcoin registered a surge in its usage throughout July and August, with an average of about 1 million active addresses per day recorded since July 27th. If this growth continues, bitcoin should soon hit its all-time high of 1.29 million daily active addresses set in Dec. 2017.

[Read more...](#)



FINALMENTE

SUCCESS IS EASY!



SIGN UP

Registration is free.
Sign Up and you're on
your way to success

SIGN UP



LEND

Lend us your Crypto.
Tell everyone to join
your team

JOIN US



EARN

Experience success
and earn! In many
different ways

START NOW

SIMPLE

Automatic Referrals
Automatic Upgrades
Automatic Withdrawals
Easy-to-use back office



AFFORDABLE

Lend. Earn. Get paid.



GLOBAL

Worldwide participation.



UNIQUE!

Revolutionary new program.



PROFITABLE

Make money online.



LIFE CHANGING

No other platform is so simple
and affordable. Join the family!
Sign up now!



INTRODUCING THE CONCEPT!

Traditionally programs do something else.
Finalmente Global has changed the game!
Join the most innovative program and start turning your dreams into reality!

SIGN UP

Crypto Trading App, Robinhood, Soars To \$11.8 Billion Evaluation After \$200 Million Series G Funding



Robinhood has closed its Series G funding at \$200 Million. The Brokerage application firm made this announcement today via their official blog.

The new cash injection brings their company valuation to \$11.2 Billion. D1 Capital Partners will onboard as the new investors to the California based startup. The firm highlighted that the funds would go into the improvement of their core product as well as their customer experience.

“With this funding, we’ll continue to invest in improving our core product and customer experience.”

They recently participated in a similar Series F funding lead by TSG Consumer Partners and IVP in July, raising a cool \$320 million. This bolstered their valuation to \$8.6 Billion after raising \$280 million at an \$8.3 billion valuation in May.

Launched in 2016, they have seen their user account numbers swell from roughly 1 Million on launch to about 13 Million currently. Their exponential growth was recorded in the 2020s Q1 registering more than 3 Million accounts facing multiple outages a flaw they have since fixed.

Halted UK expansion

The popular crypto-friendly app revealed that they have had to shelve their expansion plans into the United Kingdom market. They were forced to close and delete information from an online waitlist they had set up for potential clients after receiving approval from the Financial Conduct Authority (FCA) to commence operations in the jurisdiction. They would instead focus on consolidating their position in their home markets.

[Read more...](#)

ROWAN ENERGY – MAJOR USER MILESTONE REACHED AS SITES GO LIVE IN SEPTEMBER

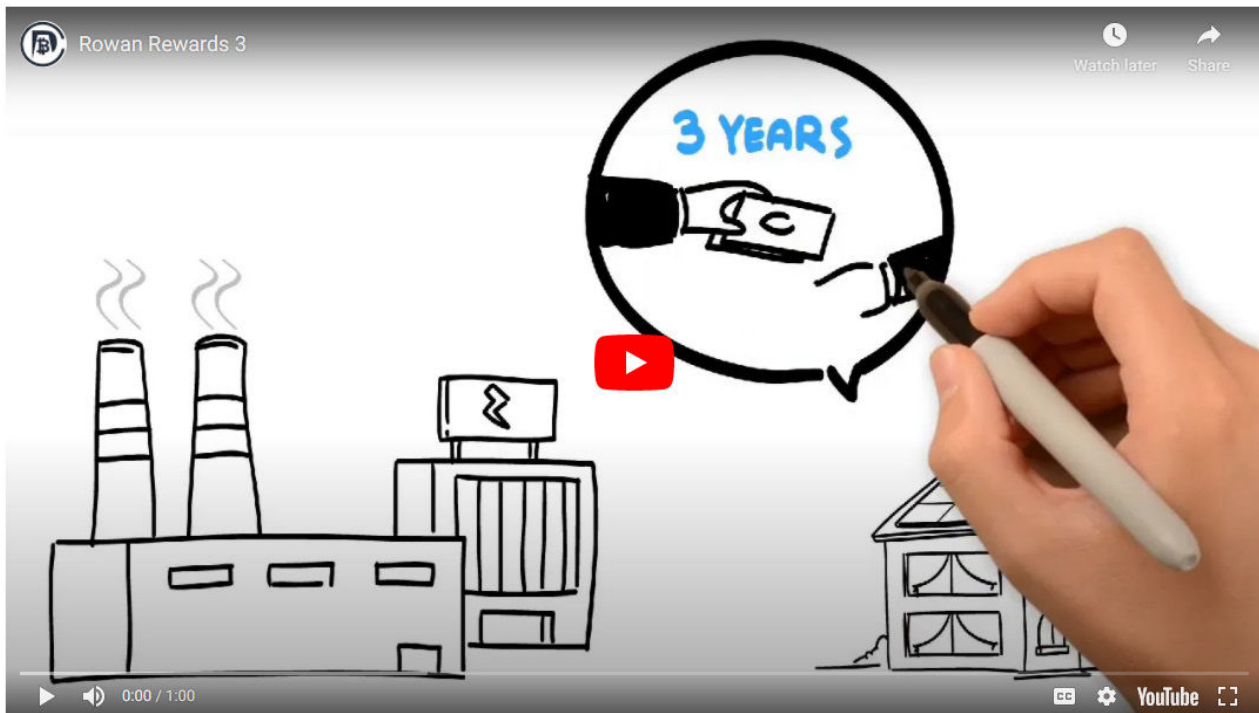


Rowan Energy announces live user-trials of its home renewable energy rewards program.

The market growth in the UK is tremendous for Rowan Energy, there will be over 10 million solar units installed on buildings by the end of 2020, and the total solar capacity will increase to 15,674 MW by 2023. Also, the global blockchain energy market is projected to reach £5.44 billion by 2023, growing at a CAGR of 78.32%, and the European region is predicted to capture the largest market share.

Rowan Energy From September, 100 users will be on-boarded to the platform in a user-trial, bringing home solar-generating users massive returns compared to current market offerings.

Each participant will be issued a Rowan Smart Miner, for free, to be connected to their existing hardware.



Rowan Energy customers will also be given access to the platform and the new mobile app to allow them to track the progress of their rewards, issued in the form of Rowan tokens (RWN).

One of the most exciting aspects is that this is a blockchain-based project, utilising custom mining hardware and software, being rolled out to non-technical home users.

This will not only prove the financial viability of the project but also that blockchain as a technology can be designed with the UX required for wide-spread adoption.



CRYPTOCURRENCY TRADING 2020 – UNDERSTANDING THE MARKET



Cryptocurrency trading doesn't have to be complex in fact it can be very simple, today's article will give you an introduction to the Cryptocurrency market and how to get started in trading cryptocurrencies. The total market capitalization of all cryptocurrencies in 2020 is estimated to be over 250 billion dollars. This is a growth of over 80% from 2018. While this is still small compared to the total market capitalization of all stock in the US, it is a significant number, seeing that the daily trading value of stocks in the US as of 2013 was less than 200 Billion.

Cryptocurrency markets are a force to reckon with. Since they were highlighted by mainstream media in 2010, this is an asset class that has continued to grow. So far, the best year in the crypto industry was 2017, when its market cap reached over USD 500 Billion.



Traders cannot ignore cryptocurrency trading as an asset class. In a recent report, it was stated that there are over 60 million crypto-traders globally. The majority of these are from the United States, Japan and South Korea.

Legacy Exchanges have started to incorporate cryptocurrency trading on their platforms. We also have exchanges that exclusively deal with cryptocurrencies. Some of the top exchanges that deal with cryptocurrency trading are Binance, Coinbase, Kraken, Poloniex and Bitstamp.

To start trading crypto, if you are a complete newbie, it would be good to watch tutorials on YouTube on how the crypto industry operates and the underlying technology behind cryptocurrencies. You can then acquaint yourself with crypto trading basics. This may include studying candlesticks, executing trades, managing risk and also cashing out your profits.

Most exchanges have tutorials for beginners on how you can trade. Simply checking their tutorial sections may give you a solid foundation before you start trading. For example, on Binance, they have an academy that guides you on all the basics of crypto and Blockchain. It is called the Binance academy. It also gives you lessons on trading strategies. All this is offered for free.

CRYPTOCURRENCY TRADING – HOW TO TRADE FIAT TO CRYPTO TRADING

Most exchanges have options on how their traders can purchase digital currency using fiat. The process has about five steps. Firstly, open an account with an exchange where you will be buying and selling your crypto. You should also verify your identity. Next, identify the Fiat currency that you would like to use. Then, proceed to deposit fiat cash through an identified payment gateway. Finally, you can convert fiat to cryptocurrencies. In some instances, you will have to identify the cryptocurrency you would like to purchase before proceeding to the fiat deposit process. There are usually numerous cryptocurrencies you can purchase, with dominant ones being BTC, ETH, BSV, and XRP.

It is important to note that since the crypto industry is highly volatile, the price you pick for a specific cryptocurrency may change even before you finalize the deposit process.

Some of the payment methods you can use to deposit cash into an exchange are Bank transfer, Use of mobile/online payment systems, use of debit and credit cards.

Fees vary from one exchange to another. However, the use of a credit card as a way of purchasing cryptocurrencies is one of the most expensive ways of purchasing cryptos. Some exchanges may charge a fee of up to 10% when using credit cards.

Introduction to

CRYPTOCURRENCY TRADING TERMS

 ALTCOIN Alternative cryptocurrencies launched after Bitcoin.	 ATH All Time High. The highest price that the coin has ever reached.	 BULLISH An expectation of increasing prices.	 BEARISH An expectation of decreasing prices.
 FIAT Currency that is a Government Issued Legal Tender. Such as the USD or EUR.	 COLD STORAGE Moving crypto-currency 'offline' to a hardware wallet.	 FOMO Fear of missing out.	 FUD Fear, Uncertainty, Doubt. Propaganda and media coverage that lowers investor confidence and lowers market prices.
 FORK When an existing blockchain splits into two separate blockchains.	 FUDSTER An entity that spreads FUD.	 HODL To hold the cryptocurrency, an internet slang used in the cryptosphere.	 ICO Initial Coin Offering. A type of crowdfunding.
 MARKET CAP Total market value of the volume of available cryptocurrencies multiplied by its price.	 MOONING Cryptocurrency prices going up extremely high.	 POS Proof of stake. A type of algorithm by which a cryptocurrency blockchain network aims to achieve distributed consensus in choosing the creator of the next block.	 POW Proof of work. An economic measure protocol to deter denial of service attacks and other abuses on the blockchain.
 SANTOSHI One hundred millionth of a bitcoin, the smallest denomination of a bitcoin.	 ROI Return on investment. Percentage of gains from the initial invested capital.	 QA Qualitative analysis. Research based on quantifiable information such as management expertise, industry cycles, strength of research and development.	 TA Technical Analysis. Analyzing statistics gathered from trading activities to attempt to forecast their future movement.
 P&D Pump and dump, schemes that attempt to boost the price of a coin through recommendation based on exaggerated statements in order to sell.	 WALLET Software program that stores private and public keys to interact with various blockchain, used to securely store cryptocurrencies.	 BLOCKCHAIN Distributed public ledgers. Decentralized public databases that everyone can access and read, but data on the blockchain can only be updated by the data owners. Data is then replicated across thousands of computers who maintain the blockchain.	 WHALE People or groups that have large volumes of cryptocurrency.

CRYPTOCURRENCY EXCHANGES – WHAT TO LOOK FOR AND HOW TO GET STARTED

CHARTER TOP
FACTS

01

Geographical area: Check if the exchange is supported within your jurisdiction. If it is not supported, it may be hard to verify your details and so making deposits and withdrawals may not be possible.





Security: Ensure that the Exchange is secure. Check the amount of crypto that is set aside on the hot wallet and how much is set aside in the cold wallets.

02

03

Pairs traded: Different platforms offer various pairs from which one can choose. It is prudent to go for exchanges that offer diversity in their trading pairs.





Trading Volume: You can also check the cryptocurrency trading volume within different exchanges. Trading volume is critical as it determines whether you can easily get in and out of trades.

04

05

Reputation: The reputation of an exchange and reviews about an exchange matter. Check what users say about the exchange's customer support, fees, deposit and withdrawal process. This should give you a rough idea about the exchange in general.





Exchange rates: Every cryptocurrency trading platform has a specific exchange rate, varying from one Exchange to another.

06

07

Payment methods: Exchange platforms will offer payment methods ranging from credit and debit cards, bank transfers, crypto-to-crypto exchange, and wire transfer, among others.



1. Geographical area: Check if the exchange is supported within your jurisdiction. If it is not supported, it may be hard to verify your details and so making deposits and withdrawals may not be possible.

2. Security: Ensure that the Exchange is secure. Check the amount of crypto that is set aside on the hot wallet and how much is set aside in the cold wallets.

3. Pairs traded: Different platforms offer various pairs from which one can choose. It is prudent to go for exchanges that offer diversity in their trading pairs.

4. Trading Volume: You can also check the cryptocurrency trading volume within different exchanges. Trading volume is critical as it determines whether you can easily get in and out of trades.

5. Reputation: The reputation of exchange and reviews about an exchange matter. Check what users say about the exchange's customer support, fees, deposit and withdrawal process. This should give you a rough idea about the exchange in general.

6. Exchange rates: Every cryptocurrency trading platform has a specific exchange rate, varying from one Exchange to another.

7. Payment methods: Exchange platforms will offer payment methods ranging from credit and debit cards, bank transfers, crypto-to-crypto exchange, and wire transfer, among others.

HOW TO START CRYPTOCURRENCY TRADING

To start cryptocurrency trading, you'll need to have an account with an exchange. The next step is verifying your account. Once you are done, the next step is depositing cryptocurrency on to your account. If you do not have any cryptocurrency then you can deposit fiat through the approved payment channels. You can then proceed to the exchange and start trading in whichever pairs you may have chosen. If you have BTC as your deposit currency, then you can use this as a base currency and trade other pairs such as ETH, XRP and BSV.

You may have to check how to place trades before embarking on this as the process may at first seem daunting. However, once you get accustomed to it, you will be able to place BUY and SELL orders with ease. Some platforms like Binance have multiple interfaces that cater to different levels of traders. For example, if you are a beginner, then you can use a basic interface that is direct and easy to understand.

Some platforms allow you to trade on leverage. This is basically multiplying the amount of cryptocurrencies you would like to trade with a factor, say 3, and trading them. It can be a lucrative deal if you know what you are doing. If you are a newbie, engaging in this is not advised unless you can afford the high risk of losing money rapidly due to leverage.

Other platforms also allow for Crypto CFD trading. CFDs are complex instruments that allow you to trade on a particular asset without necessarily owning it.

How to get an online wallet.

For an exchange like Coinbase, opening an account is simple signup. Just access the exchange through their official URL and then sign up for an account. Once you login, you will be automatically assigned a wallet and will be able to access multiple coin offerings. Some of the cryptocurrencies that you can access from your account are BTC, ETH, XRP and Bitcoin Cash (BCH). It is important to note that Coinbase has multiple interfaces and products, so if you may want to access a professional platform for trading in cryptocurrency, then you can be redirected from the basic interface.

Get a general understanding of the crypto-market and trading strategies.

Acquaint yourself with trading tutorials or even check the exchange itself if it has a section where you can learn trading basics. Most exchanges have sections that allow traders to learn more about trading where they offer lessons on trading strategies.

UNDERSTANDING HOW TO PROTECT YOUR CRYPTOCURRENCY

- Some of the key highlights in how to protect your cryptocurrency are: Always ensure that you use a safe and secure internet connection. Do not click on links that you suspect or are not sure of as this may lead you to unknown sites and you may end up losing your money and digital currencies.
- If possible, try to store your crypto in a cold wallet.
- Make sure that you keep your private keys safe-preferably offline.
- If you happen to have an online wallet, make sure that you use a strong password.
- Have multiple wallets. One for day to day transactions and some others that you rarely access unless when making deposits or withdrawals.

HOT STORAGE VS. COLD STORAGE

Hot wallets are called hot because they are connected to the internet while cold wallets are offline. Examples of hot wallets are the wallets that are offered by exchanges and mobile apps.

Cold wallets include paper wallets and hardware wallet solutions.

Both wallets have their own pros and cons. When it comes to accessibility, it is easier to access your funds from hot storage in the short term as compared to cold storage. However, cold storage is considered safer.

Also, hot storage stores quite a large amount of data compared to cold storage. This is due to the computerized cloud storage that may allow unlimited storage space compared to a hard drive.












CRYPTOCURRENCY STORAGE SOLUTIONS

There are three main brands of hardware wallet devices: Trezor, keep key, and Ledger. Trezor was the first hardware device produced in large numbers. It was known because of its ability to recover the device's content if the device was stolen. Also, the device would automatically generate new public addresses.

A paper wallet is also a form of cold wallet that allows you to store your private key on paper. This is a very effective method of bitcoin storage. As long as you have access to your private key on paper, you can always store your BTC on this wallet.

Other storage solutions are exchange wallets, mobile wallets and desktop wallets. These are generally considered to be hot wallets as they can be easily accessed online.

SUMMARY OF CRYPTOCURRENCY WALLETS

	SOFTWARE	ONLINE	HARDWARE	PAPER
PROS	 User-controlled Security For POS coins, allows minting	 High convenience, Accessible from any browser without needing to download the Blockchain	 Protects user's private keys, which are stored on the device Can be recovered with PIN and seed	 Extremely secure. Can't be hacked using digital means Great for long term storage
CONS	Must download entire Blockchain for each type of coin/token	Susceptible to key logging hacks Can't stake POS coins Unknown level of security	Doesn't support all coins/tokens Can't stake POS coins	Inconvenient use for transactions
EXAMPLES	 	 	 	



CRYPTOCURRENCY TRADING: CRYPTO-TO-CRYPTO

Crypto trading is basically trading cryptocurrencies with other cryptocurrencies. This may involve BTC or USDT as a base currency and trading it alongside other trading pairs like BTC/ETH, BTC/XRP and BTC/BSV. You are basically looking at the value of the other currency in relation to the base currency. Binance is one of the largest cryptocurrency trading exchanges that support crypto to crypto trading. The platform supports over 150 coins. Some of the top listed cryptos you can trade on this platform are BTC, ETH, USDT, and the platforms native token, BNB.

WHERE TO TRADE CRYPTOCURRENCY?

Coinbase

This exchange is a large trading platform based in the United States. This Cryptocurrency Exchange supports bitcoin and other digital coins such as Bitcoin Cash, Ethereum, and Litecoin. To transact with Coinbase, you will need to open a trading account with them and link your bank account to it. This will enable you to deposit fiat currency and buy or sell crypto. More so, Coinbase charges a 1% fee on US transactions while doing a bank transfer. Their wallet can be accessed either through the web app or through a phone. It is also very secure since it uses two-factor authentication. Finally, they store 98% of the digital assets offline.

CRYPTOCURRENCY TRADING: TECHNICAL ANALYSIS AND FUNDAMENTAL ANALYSIS

Two significant types of analysis help one to interpret the market trend correctly. We have technical analysis and fundamental analysis

In essence, technical analysis, as the word suggests, looks at past data and real statistics such as movement and volume of the crypto in question. The data will help in studying the previous trends and predict the price movements of an asset. On the other hand, Fundamental analysis is a general analysis of all the things that affect the final value of an asset.

TECHNICAL ANALYSIS

Technical analysis is the process of predicting a price movement using historical price charts and statistics. This involves looking at the previous chart formations during a period of time, say daily, weekly, monthly or annually. From these previous formations, you can get patterns that can help in predicting future price movements,

Identifying previous patterns on price movements of a digital asset such as BTC is a key component for any trader as these price movements are cyclical. Traders use this form of analysis to identify areas of support and resistance from where they can make their trading decisions.

HOW TO USE THE MOST POPULAR TECHNICAL INDICATORS

RSI

This is a technical indicator that looks at recent price movements to know whether the asset has been overbought or oversold. The indicator hovers between 0-100. In the event that the RSI is over 70, then it implies that the asset has been overbought and it may start falling in price. In the event that the RSI is below 30, then it implies that that asset has been oversold and it may reverse in price and start rising.

Volume analysis

Volume analysis is basically analyzing the number of units of an asset that have been sold or bought at a particular time. Traders can look at this to know whether the price may go up or come down. If the price continues increasing and the volume continues to increase, this could point that there may be a continuing bullish trend or that a reversal may be coming soon.

CEX.IO REVIEW 2020



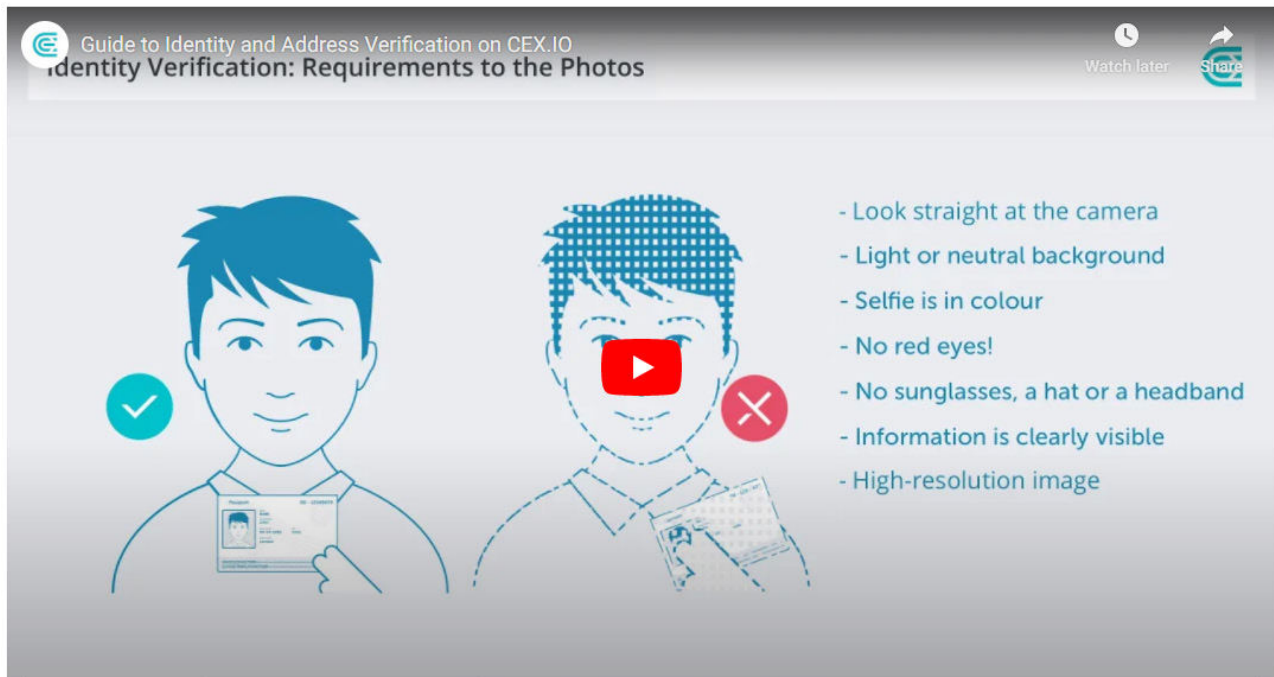
OVERVIEW

Established in 2013, London based CEX.io is a Bitcoin exchange as well as a cloud mining providing company. There was a point when CEX.io's mining pool, also referred to as Ghash.io held almost 42% of the entire mining power. However, in January 2015, the company shut down its cloud mining business, and thus today CEX.io functions only as a crypto exchange. The exchange which has registered with the FINCEN applies the usual KYC (Know Your Customer) as well as AML (anti-money laundering) policies.

This implies that you will have to first verify your true identity before you purchase any cryptocurrencies through the exchange. Through CEX.io one can deposit funds through different methods and the exchange also supports multiple digital assets. The platform is ideal for advanced as well as beginner users who wish to buy and sell cryptocurrencies.

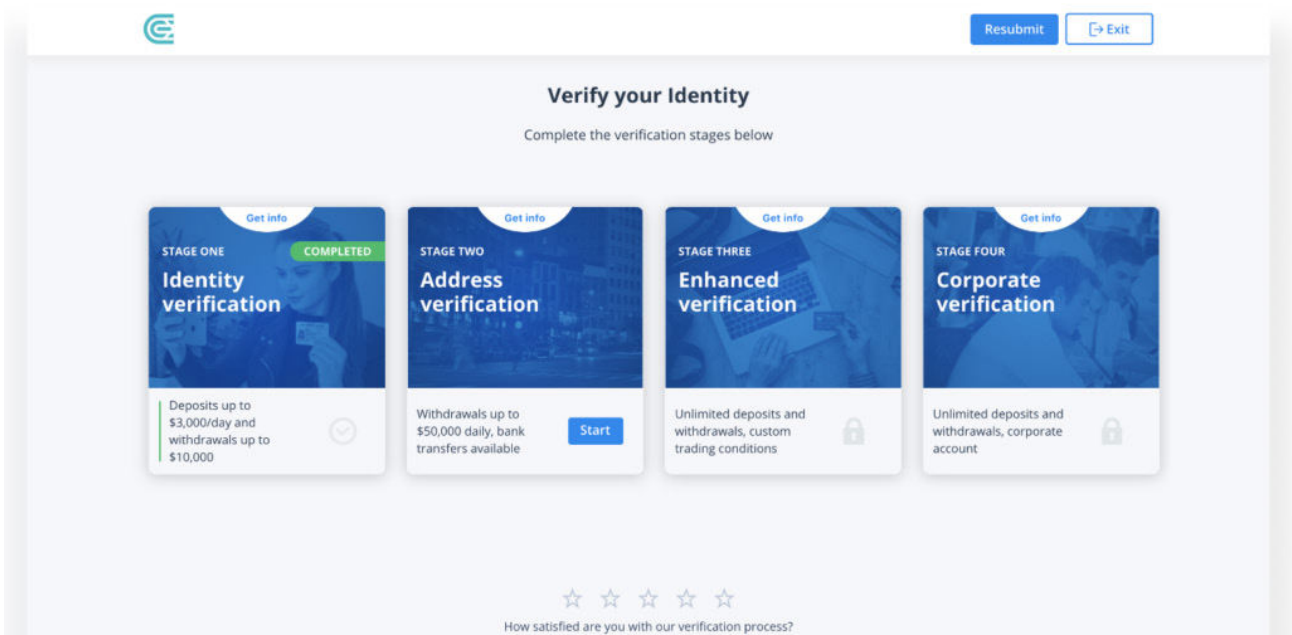
HOW CEX.IO WORKS?

CEX.io is the World's first-ever cloud mining service provider. It has excellent experience of cryptocurrencies as well as its safety. At CEX.io, The exchange offers the option to trade more than 80 cryptocurrencies around the world. The platform accepts limited information for setting up and verification of basic accounts. But, to verify your accounts to a level higher, traders are required to increase their limits.



At CEX.io, security is of paramount importance. As a result, the platform offers 4 different account verifications. These include:

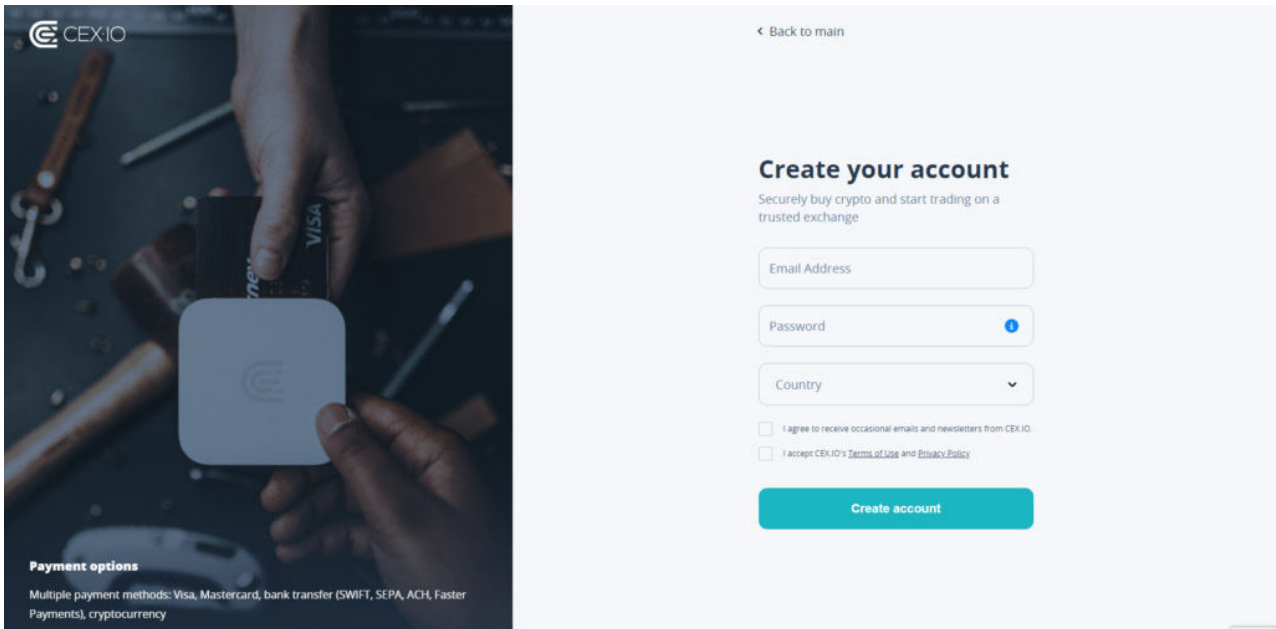
- Identity verification (deposit of up to 3,000 daily and withdrawal of as much as \$10,000)
- Address verification (withdrawal of \$50,000 and bank money transfer accepted)
- Enhanced verification (zero limits for both deposits & withdrawals)
- Corporate verification (zero limits for both deposits & withdrawals)



Buying cryptocurrencies at CEX.io is similar to shopping at any online store. You are required to decide the currency you wish to purchase as well as select the preferred trading pair. Firstly, you must ensure that you have some fiat money or cryptocurrency such as USD, GBP, etc. in your trading account. You could do the same by transferring cryptocurrency to your digital wallet or through topping up your account by bank transfer or credit card.

FOR INSTANCE, TO PURCHASE BITCOIN YOU WILL HAVE TO FOLLOW THE FOLLOWING STEPS:

Step 1: Sign-in into your trading account



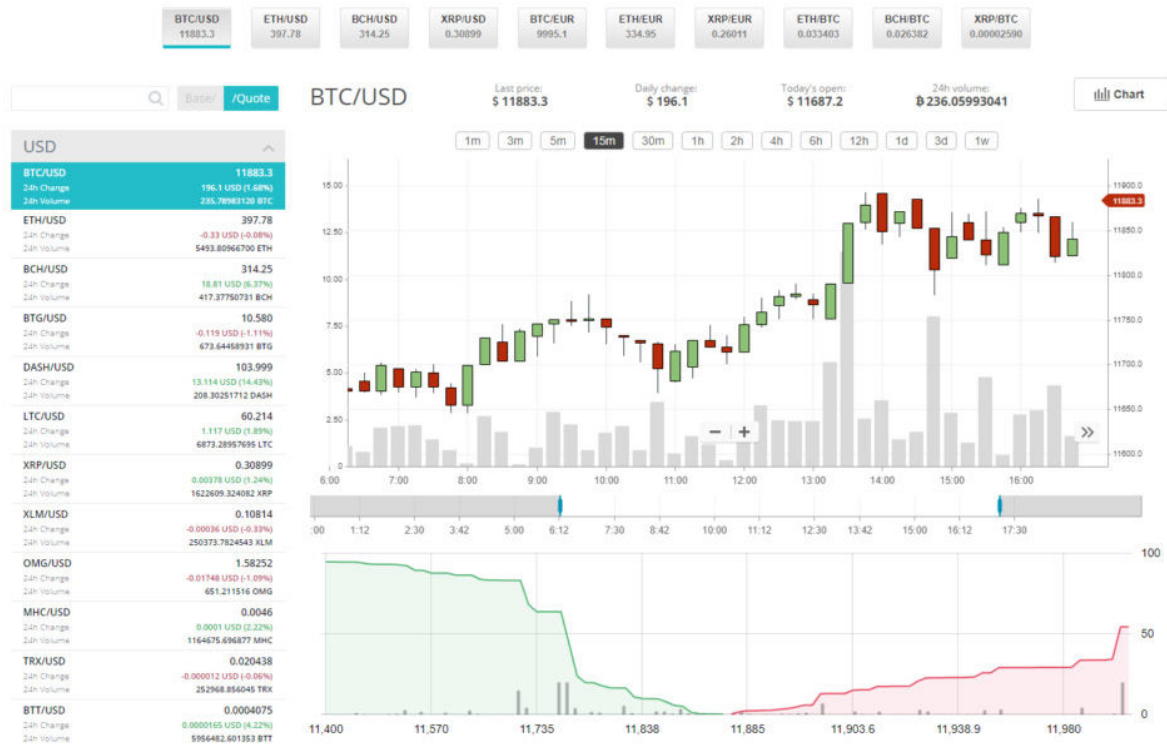
Step 2: Make sure that you have transferred fiat or crypto to the account

Fiat Balance				
		Balance	In Orders	Total
\$	USD:	0.00	0.00	0.00
€	EUR:	0.00	0.00	0.00
£	GBP:	0.00	0.00	0.00
₽	RUB:	0.00	0.00	0.00

Crypto Balance				
		Balance	In Orders	Total
Ⓛ	GHS:	0.00000000	0.00000000	0.00000000
Ⓜ	BTC:	0.00000000	0.00000000	0.00000000

Step 3: Go to CEX.io by choosing Buy/Sell tab

Step 4: Select your preferred trading pair



Step 5: You may place the limit order in case you wish to choose the pricing per BTC on your own. Fill the desired price and amount.

Step 6: You may place the market order in case you intend to purchase BTC at the existing market price. Your order shall be filled instantly.

Buy BTC: USD balance: 99.56

Amount to Buy: BTC

Price per BTC: USD

Total: 0.00 USD (Fee: 0.00 - 0.00 USD)

Sell BTC: BTC balance: 0.00000000

Amount to Sell: BTC

Price per BTC: USD

Total: 0.00 USD (Fee: 0.00 - 0.00 USD)

Sell Orders © Total BTC available: 262.33189705

Price per BTC	BTC Amount	Total: (USD)
8459.0	0.34700000	\$ 2935.28
8459.1	0.51750000	\$ 4377.59
8460.0	0.02991104	\$ 253.05
8463.0	0.83044187	\$ 7028.03
8467.8	0.40000000	\$ 3387.12
8468.0	0.57979588	\$ 4909.72
8468.4	0.50000000	\$ 4234.20
8470.0	0.10000000	\$ 847.00
8475.0	0.10000000	\$ 847.50
8475.5	0.82920693	\$ 7027.97

Buy Orders © Total USD available: 1367881.25

Price per BTC	BTC Amount	Total: (USD)
8437.1	0.80000000	\$ 6749.68
8437.0	0.10000000	\$ 843.70
8431.6	0.31741418	\$ 2676.31
8431.0	0.10000000	\$ 843.10
8426.3	0.18200000	\$ 1533.99
8426.2	0.84916923	\$ 7155.27
8426.0	0.10000000	\$ 842.60
8423.4	0.50000000	\$ 4211.70
8419.8	0.30000000	\$ 2525.94
8419.7	0.39800000	\$ 3351.05

Active Orders ✖ Cancel All

Date	Type	Amount BTC	BTC Remaining	Price	USD	Fee (%)	Cancel

Step 7: Next, click on the place order tab.

Step 8: Based on your selected order, you will become the owner of Bitcoin.

IS CEX.IO LEGIT?

In case you are wondering whether CEX.io is a legit broker or not, then the answer is certainly a yes. The website is registered with the US in the form of a Money Services Business. Apart from this, the broker is licensed with the FinCen or the Financial Crimes Enforcement Network. This implies that they're very unlikely to carry out any scam on crypto traders. CEX.io also offers protection to users as it holds the level-2 DSS certificate. This indicates that the broker has proved that it offers a certain amount of security when it comes to storing, processing as well as transmitting payment card-related data. However, it is always advisable that traders tread cautiously as many crypto exchanges have been hacked in the past. This is also one of the reasons why one should refrain from storing their cryptocurrency on any exchange. A better idea is to store it in the hardware wallet.

TRADING PLATFORM

As far as CEX.io's trading platform is concerned, it is much advanced as well as offers a host of features including limit and market orders. The CEX.io trading platform is a highly functional platform that lets you purchase, sell, manage, and trade orders as well as funds as and when you like. Traders can also keep a track of their trades with order notifications, price alerts, real-time data, balance, and order statuses easily. The platform's simple interface, as well as highly intuitive navigation, offers a seamless experience anytime, anywhere.

The platform offers decent liquidity and also permits cross-platform crypto trading through a mobile app as well as numerous APIs. In fact, it also provides traders with advanced-level reporting and is thus ideal for experienced traders. One of the benefits of trading with CEX.io is that the platform charges a low fee for trading. Thus, while the fee for brokerage trading can go as high as 7%, the same for CEX.io is 0.25% at the maximum.

CEX.IO MOBILE APP

Traders can also take advantage of the CEX.io mobile app for carrying out buying, sell, earning, and exchanging cryptocurrencies anytime, anywhere. Their mobile app features different functionalities of the platform to match the requirements of traders. Traders can take advantage of advanced order algorithms, analytical tools, and high-liquidity order book as well as instant and simple buying/selling interface. The app also supports leading crypto protocols as well as digital currencies. Apart from this, the app also provides users with price alerts, money management tools, and order notifications. The app is highly secure and also extends 24x7 support to users.

FEATURES AND BENEFITS

Price alerts

Make informed and timely decisions. Set a price alert and you'll receive a notification when the market reaches the specified price.



Order notifications

Keep track of your orders. Set order notifications and be informed when your limit orders execute.



Money management

Stay in control of your funds anywhere. Deposit and withdraw crypto and fiat, add your debit or credit card in a few clicks, and store your funds securely.



Security

All payments are safe. CEX.IO is a PCI DSS Level 1 certified platform and passes audits annually. Your funds are protected with full data encryption and cryptocurrency cold storage.



Support 24/7

A professional support team is available around the clock via multiple channels to answer your questions.



PROS AND CONS OF CEX.IO

Before you sign up with any crypto trading platform, it is crucial to understand its pros and cons. As far as CEX.io is concerned, the platform makes an excellent option for both advanced and beginner level crypto traders. However, the platform has the following pros and cons:

Pros

Excellent Support: The support section on the CEX.io website is undoubtedly great as it helps you to understand much about trading on the platform. Simply visit the support page on the website and you will know exactly how to trade through CEX.in. Apart from this, the platform also offers an email support form for users who may have their own set of queries.

Different Pairs for Trading: Another big advantage of CEX.io is that it offers different pairs for trading along with several fiat currencies. This implies you can purchase as well as sell different cryptocurrencies with your preferred currency. There isn't any requirement for you to use Bitcoin first. Besides, fewer trades imply fewer fees.

Easy to Navigate and Use: One of the prominent advantages of the CEX.io platform is that it is easy to navigate and use. Their advanced trading window is clean as well as free of clutters. This makes it convenient for users to browse their site.

Margin Trading: The platform offers options for margin trading. This means you can trade with the help of borrowed money. But, it is important to know that margin trading is extremely risky and is not at all recommended for beginner traders.

Secure and Registered: As already mentioned above, CEX.io registered with the US-based FinCEN and also holds the level 2 DSS certificate. This makes the platform highly safe and secure for trading.

Cons

Not Many Cryptos Available: One of the disadvantages of the platform is that it does not offer a wide range of cryptocurrencies for trading.

Does Not Support eWallet Services: The platform isn't supportive of eWallet services. This implies that there is no way for you to make payments through Neteller, PayPal, Skrill, and other online payment options.


WHAT COINS CAN BE BOUGHT ON CEX.IO?

There are only a couple of cryptocurrencies that can be purchased using either fiat currency or Bitcoin on CEX.io. This includes currencies like Bitcoin (BTC), Bitcoin Cash (BCH), Bitcoin GoldBitcoin Gold (BTG), Ethereum (ETH), Ripple (XRP), Dash (DASH), Stellar (XLM), and Zcash (ZEC). Litecoin (LTC), Tron (TRX), BitTorrent (BTT), MetaHash (MHC), Ontology (ONT), Ontology Gas (ONG), Cardano, Neo (NEO), Gas (GAS), Cosmos (ATOM), Basic Attention Token (BAT), Tezos (XTZ), Matic Network (MATIC).

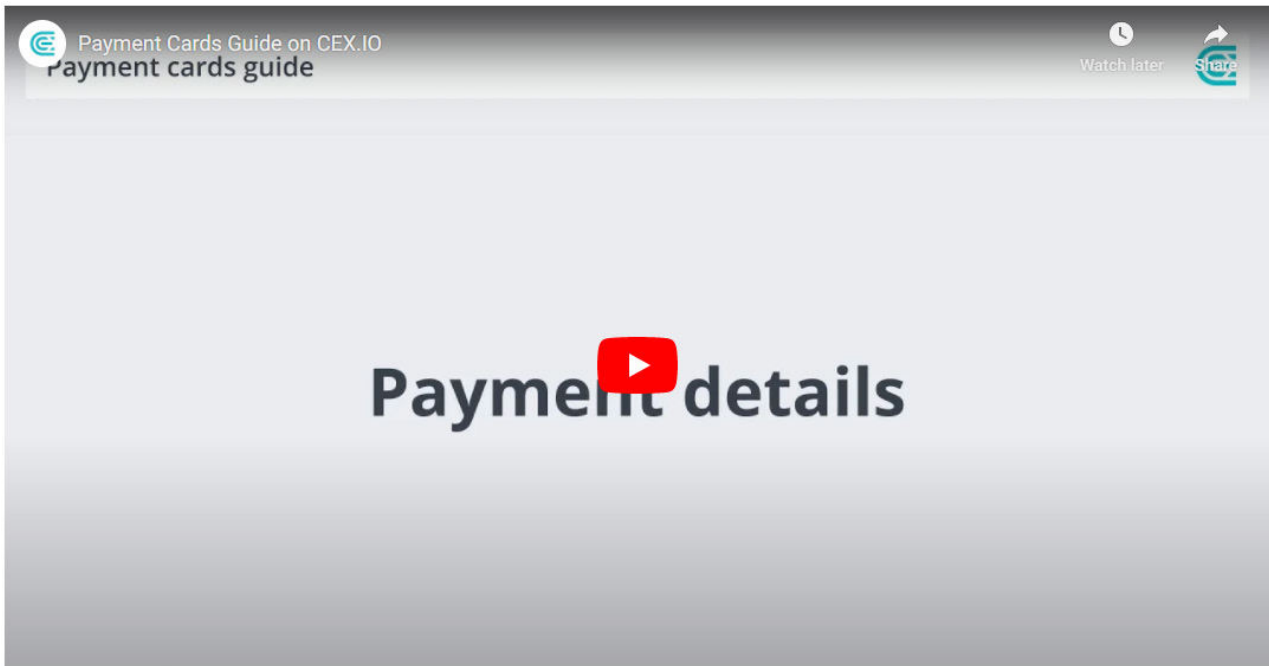
Each of these currencies is bought using USD. However, one can also purchase a few currencies using GBP, EUR, and RUB. The cryptocurrencies supported for the trading purpose include Bitcoin, Ripple, Ethereum, and Bitcoin Cash.

Another great thing about the platform is that it accepts a variety of fiat currencies. This makes CEX.io useful for individuals from different countries across the globe. For instance, you can make payments in the United States dollar, Euro, Pound Sterling, and Ruble. The platform also accepts different methods of payment when it comes to funding the account.

Thus, Master card and Visa deposits attract a fee which is a specific percentage of the entire transaction as well as a separate payment. The following are the fees charged by CEX.io for each of the currencies:

Currency	Payment method	Deposit	Withdrawal	
 USD	VISA	2.99%	Service charge: up to 3% + \$ 1.20	Commission: up to \$ 3.80
	MasterCard	2.99%	Service charge: up to 1.8% + \$ 1.20	Commission: up to 1.2% + \$ 3.80
	Skrill	3.99%	1%	
	Bank transfer	\$ 0	0.3% + \$ 25.00	
	ACH	\$ 0	\$ 0	
 EUR	VISA	2.99%	€ 0 Service charge: up to 3% + € 1.50	Commission: up to € 3.50
	MasterCard	2.99%	Service charge: up to 1.8% + € 1.50	Commission: up to 1.2% + € 3.50
	Skrill	3.99%	1%	
	Bank transfer	€ 0	0.3% + € 25.00	
	SEPA	€ 0	€ 0	
 GBP	VISA	2.99%	Service charge: up to 3% + £ 2.10	Commission: up to £ 2.90
	MasterCard	2.99%	Service charge: up to 1.8% + £ 2.10	Commission: up to 1.2% + £ 2.90
	Skrill	3.99%	1%	
	Bank transfer	£ 0	0.3% + £ 25.00	
	Faster Payments	£ 0	£ 0	
 RUB	VISA	2.99%	Service charge: 0.5% + ₱ 20.00	Commission: 2.5% + ₱ 30.00
	MasterCard	2.99%	Service charge: 0.5% + ₱ 20.00	Commission: 2.5% + ₱ 30.00
	QIWI	1.49%	1.49%	

It is also important to note that CEX.io does not charge a commission for transfers via bank account as well as cryptocurrency deposits. Bank transfers can be done using all currencies apart from the Ruble. However, you should be duly verified to utilize these features.



ACCOUNT TYPES

Traders can open numerous types of accounts on CEX.io such as Basic, Verified Plus, Verified as well as Corporate. With every account, tier traders can enjoy multiple benefits such as additional options for payment and high limits on crypto transactions as well as withdrawals.

While the verified plus and corporate accounts are designed for advanced traders, basic and verified accounts are ideal for beginner traders.









As far as basic accounts are concerned, they are default accounts that one can create right after one signs up with CEX.io. The only method of payment accepted for fiat deposits in case of basic accounts is a MasterCard or Visa. The following are the limits that traders need to keep in mind when it comes to depositing funds in the basic account.

- USD : Monthly- \$3,000 and Daily- \$1,000
- EUR : Monthly- 3,000 EUR, Daily-1,000 EUR
- RUB : Monthly- 180,000 RUB, Daily- 60,000 RUB
- GBP : Monthly- £2,000, Daily- £800

Limits and Commissions

Payment Methods

Cryptocurrencies

Payment method	Daily deposit (Min-Max)	Daily withdrawal (Min-Max)	Deposit commissions	Withdrawal commissions
 VISA	\$20.00 — Unlimited	\$20.00 — \$50,000.00	2.99% 1.49%***	Service charge: up to 3% + \$1.20 Commission: up to \$3.80
 MASTERCARD	\$20.00 — Unlimited	\$20.00 — \$2,500.00	2.99% 1.49%***	Service charge: up to 1.8% + \$1.20 Commission: up to 1.2% + \$3.80
 S.W.I.F.T.*	\$300.00 — Unlimited	\$300.00 — Unlimited	No fee	0.3% + \$25.00
 ACH*	\$20.00 — \$100,000.00	\$20.00 — \$100,000.00	No fee	No fee
 Faster Payments*	£20.00 — £250,000.00	£20.00 — £250,000.00	No fee	No fee
 Sepa*	€20.00 — Unlimited	€20.00 — Unlimited	No fee	No fee
 QIWI**	10,000.00P — 150,000.00P	1,200.00P — 150,000.00P	1.49%	1.49%
 Skrill**	€35.00 — €10,000.00	€35.00 — €10,000.00	3.99%	1%

* Requires Address verification at least

** Requires Identity verification at least

*** Lowered fees only apply for GBP deposits made with the UK-issued cards.

VERIFIED ACCOUNTS

Users who are interested in the withdrawal of fiat funds and even increasing the limits of their payments should verify their identity. To do this, users must submit certain personal data as well as documents for reaching the verified level. This information is essentially required to ensure that the organization complies with AML or anti-money laundering as well as KYC regulations. Thus, if you are interested in creating a verified account, you must submit the identity documents such as passport, driving license, and ID card.

They must also fill-up the form by providing your personal data such as gender; first, middle and last name; birth date, birthplace, contact details as well as your social media link (optional). Next, traders must provide their address details such as their residential address details as well as the permanent address. Apart from this, users must submit a photograph or scan of their identity documents. Aside from the identity documents, users are also required to provide their selfies holding those documents as well as address proof.



BENEFITS OF VERIFIED ACCOUNT

As the user of a verified account, you can utilize more methods of payment as well as also enjoy higher deposit & withdrawal limits. It is equally important for users to have verified accounts in case they plan to make withdrawals in fiat currencies. Thus, with verified, corporate, or verified plus accounts, users can deposit & withdraw using bank transfers as well as the cryptocurrencies traded on the platform. The limits on these account types are unlimited, however, there are a few recommended deposits as well as withdrawal limits related to each of these payment methods.

WHO IS CEX.IO FOR?

The CEX.io platform is ideal for both beginners and advanced traders (<https://blog.cex.io/product/how-to-earn-with-cex-io-21967>). If you are a novice trader, then you will be glad to know that the platform is user-friendly. This means that you can first purchase a window with either \$200 or \$500 or \$1,000.

Buy Bitcoin with VISA or Mastercard in USD

Buy  BTC For  USD

\$ 200	\$ 500	\$ 1,000	Your Amount
Get 0.0156 BTC	Get 0.0391 BTC	Get 0.0782 BTC	3000 USD
<input type="button" value="BUY"/>	<input type="button" value="BUY"/>	<input type="button" value="BUY"/>	<input type="text" value="0.2346"/> BTC
	POPULAR		

This is the very first screen that users witness once they have registered an account. Every window has a simple to access scroll down box which can be used for selecting the digital asset you wish to purchase and the currency that you wish to use. Apart from this, the support section provided on the site is also an excellent tool for new investors or traders. This section consists of several FAQs and in case users don't find the right answers then they can use the email requesting form.

On the other hand, advanced traders, get every buying option that they would want from a highly advanced platform. These options are provided on an easy to use and clean platform. Aside from this, the platform allows advanced traders to trade using margin i.e. borrowed money. Once you become a verified user, you can easily earn huge profits as well as withdraw them without facing any trouble using multiple deposit & withdrawal methods.

FEES

A major issue that users encounter with CEX.io is that the fee amount, as well as hidden charges, are too high. For example, the platform requires users to pay 7% as the fee amount from the fiat currency that they pay for any service. Thus, if you purchase Bitcoins worth \$1000, you will receive only \$920. This implies that the higher exchange rate that one sees on CEX.io comes inclusive of the service fee. However, no other fee is applicable.

It must be noted that the fee mentioned above is related only to brokerage service. The platform charges a different fee for different services. Also, to trade on CEX.io, you will have to fund the account with SEPA transfer or bank wire transfer. Both, do not require you to pay any commission to CEX.io. Alternatively, you can fund your account with a credit card that attracts a fee to the tune of 2.99%.

Withdrawal fees, on the other hand, can go as high as 3% in addition to service charges of \$25. However, this depends on the currency as well as the method of payment chosen by you. The transaction fees revolve around the maker and taker model. This implies that the individual who crafted the order (i.e. the maker) pays a low fee when compared to the individual who fulfills the order (i.e. taker).

Based on your transaction side, you'll have to pay an amount which is anywhere in the range of 0.16% and 0.25% at the maximum.

Maker-Taker Fee Schedule		
Trade Volume 30d, BTC	Taker	Maker
≤ 5	0.25%	0.16%
≤ 30	0.23%	0.15%
≤ 50	0.21%	0.13%
≤ 100	0.20%	0.12%
≤ 200	0.18%	0.10%
≤ 1000	0.15%	0.08%
≤ 3000	0.13%	0.04%
≤ 6000	0.11%	0.00%
> 6000	0.10%	0.00%

COUNTRIES SUPPORTED BY CEX.IO

CEX.IO supports almost all the countries apart from a few of them where credit card purchasing is restricted. These include countries such as Iceland, Afghanistan, Vietnam, Bahrain, Algeria, Kuwait, Iraq, Lebanon, Nigeria, Libya, Pakistan, Oman, Palestine, Saudi Arabia, Yemen, and Qatar.

Apart from this, the following nations are banned from purchasing using a bank transfer method. These include the Democratic Republic of the Congo, Afghanistan, Eritrea, Côte d'Ivoire, Guinea-Bissau, Ethiopia, Iran, Haiti, Kenya, Iraq, Libya, Liberia, São Tomé and Príncipe, Guinea, Sudan, Somalia, Tanzania, Syria, Turkey, Tunisia, Yemen, Vietnam, Zimbabwe.

Also, the platform does not support the many U.S States like Alaska, Alabama, Arizona, Colorado, Florida, Arkansas, Georgia, Idaho, Guam, Kansas, Iowa, Louisiana, and Maryland among others.

CEX.IO- IS IT A WALLET OR NOT?

No. It is an exchange for cryptocurrencies buying and selling. While the exchange allows you to hold funds on its web wallet, it is recommended that you move the funds to your personal wallet.

HOW MUCH TIME DOES IT TAKE TO WITHDRAW FUNDS FROM CEX.IO?

Well, the crypto exchange is adept at providing quick and efficient withdrawals. Typically, all withdrawal requests are quickly processed within a matter of 24 hours. Once the payment has been processed by the Finance team, it would require some time for the funds to reach the trader's bank account. This time taken depends on their bank's processing rules. To make withdrawals, traders must click on their CEX.io wallet and then press the 'Withdraw' option. Once the trader has specified the amount he/she is looking to withdraw and the card that needs to be credited, they will have to confirm the same with 2FA.

CEX.IO- IS IT A WALLET OR NOT?

No. It is an exchange for cryptocurrencies buying and selling. While the exchange allows you to hold funds on its web wallet, it is recommended that you move the funds to your personal wallet.

HOW MUCH TIME DOES IT TAKE TO WITHDRAW FUNDS FROM CEX.IO?

Well, the crypto exchange is adept at providing quick and efficient withdrawals. Typically, all withdrawal requests are quickly processed within a matter of 24 hours. Once the payment has been processed by the Finance team, it would require some time for the funds to reach the trader's bank account. This time taken depends on their bank's processing rules. To make withdrawals, traders must click on their CEX.io wallet and then press the 'Withdraw' option. Once the trader has specified the amount he/she is looking to withdraw and the card that needs to be credited, they will have to confirm the same with 2FA.

RECENT NEWS ARTICLES

CEX.IO AND PRIMEXBT BECOME PARTNERS TO FACILITATE ALTERNATIVE OPTIONS FOR DEPOSITS

PrimeXBT, a multi-asset BTC based platform has recently partnered with CEX Direct to enable users to purchase Bitcoin directly via the platform. [Read more](#)

CEX.io offers higher staking rewards to Coin Holders

With the rise in the crypto staking offers, CEX.io recently offered a special deal for customers in July. With this, anyone can join as well as become a part of staking without any prior tech knowledge. [Read more](#)

ETH Dominates BTC on CEX.io Exchange

According to CEX.io, Ether trading has gone up on its exchange when compared to BTC trading. More and more cryptocurrency investors are depositing BTC and withdrawing ETH, which means that there is a higher demand for ETH. [Read more](#)

CONCLUSION

With multiple deposit options, numerous digital assets as well as user-friendly navigation as well as design, it is quite obvious that CEX.io is an excellent platform for crypto traders. It provides you with an easy to access the welcome screen where crypto buying can be carried out most simply and effectively. In addition to this, upgrading and verifying your account at CEX.io is also easy. The platform has its pros and cons, but overall it is excellent for both beginners and advanced level traders.

In a nutshell, if you are searching for a secure and trusted bitcoin exchange then CEX.io is the right place to get started. It allows you to buy top cryptocurrencies, using your credit or debit card, and that too within a couple of minutes. Besides, you can also withdraw funds to your bank account or card in just a few clicks.

The trading platform is essentially a multi-functional one and offers a highly advanced algorithm for order matching. With intuitive interface as well as advanced trading options, it can grow your trading portfolio, while empowering your trading abilities. CEX.io's ability to ensure safety against DDoS based attacks, cryptocurrency cold storage, full encryption of data, and the fact that it is compliant with PCI DSS safety standards ensure complete protection of your funds. Another advantage with CEX.io is that it charges reasonable fees for both takers as well as makers and extremely potent for the makers. Traders also have access to a wide range of APIs including REST API, WebSocket as well as FIX API that allows them to carry out auto trading as per their requirements. The platform also offers prompt customer support through email, live chat, and phone on around the clock basis. Thus, all your queries will get answered instantly. With more than 3 million users on its platform, and the ability to offer the best features for trading, CEX.io is undoubtedly a reliable platform for trading.

CARBON OFFSET CERTIFICATE PARTNERS – ROWAN ENERGY



In September, Rowan Energy will be making live its first 100 users in a live test scheme. This roll-out will allow for live testing of the network architecture, the rewards system, and the mining process for the individual and master nodes.

Home solar users generating their own renewable energy and recording it through their Smart Miner into the Rowan Blockchain, will be generating tokenised carbon offset certificates (REC) and earning RWN in real-time.

Each user is expected to generate approximately 20kw per day of renewable energy, resulting in 2000kw of energy to be recorded for a carbon offset certificate each day.

While the generating user will be rewarded by Rowan for producing their REC, this carbon offset certificate can then be sold to suitable businesses looking to offset their carbon footprint using a 100% green source.


As the data is stored in the blockchain all participants, from the originating node through to the carbon offset certificate (REC) purchasers will be able to validate the data and ensure the energy source truly is green, rather than just being “greenwashed”.



As part of this process, Rowan Energy is happy to announce they are ready to partner with companies looking to offset their own carbon footprint through the purchase of carbon offset certificate (RECs).

This process will allow companies to quickly and easily buy their carbon offset certificates, when required, from a source they are confident is renewable.

To find out more information please email support@rowanenergy.com or contact David Duckworth direct through <https://www.linkedin.com/in/david-duckworth-3983a1b0/>



WWW.PLATINUMCRYPTOACADEMY.COM

FOREX TRADING INSIDER

17th August 2020

EXPERT FOREX TRADING TECHNIQUES

Capitol Hill, COVID-19, Geopolitics, and
U.S Stats to Keep the Dollar in Focus

USD/CAD Rates May Wilt on Canadian
Inflation and Retail Sales Data

GBP/USD: Robust UK retail sales and
dovish Fed to cheer sterling up

Dollar in the doldrums;
U.S. politics, Fed minutes eyed

Editor's Letter

Nirav Shah has been a professional trader since 2001. His keen interest in the financial markets was passed down from his father who worked for one of London's most prestigious stock brokers.

He comes from a family of traders that have worked for institutions such as ICAP, Bank of America and Citibank.

In 2008 Nirav started developing his algorithm after an in-depth study alongside 3 other Institutional Traders and for 2 years he spent well over £500,000 in his research and development to create an algorithm that would actually study 18 indicators and combine them with an institutional orders flow. Nirav Shah is the creator of The Platinum Trading Methodology, a proprietary trading and analysis method.


Nirav has been a commentator on CNBC about the financial markets, and has written many trading articles for some of the world's best-known financial publications.

Nirav's trading philosophy is one of low risk, high probability trading, a style that is very patient and disciplined but brings great rewards. He is now willing to share his vast experience with anybody who is open minded enough to learn how to trade professionally.

Nirav Shah

Nirav Shah

Chief Editor



Good Morning Platinum Traders,

As mentioned on this week's PTV we had four from four on last week's market caps, 5/5 if you traded the pound on Friday afternoon. Looking ahead to this week we are fairly light as regards red flag news events and are still very much in the summer doldrums with the majority of our pairs stuck in tight ranges with not an awful lot of price action happening at present in current market conditions.

As we come into summer trading conditions (the summer doldrums) the market caps as a consequence will be off fairly conservative levels for the time being. For the more experienced traders amongst you please continue to trade with this in mind whilst also being vigilant with opportunities off the daily update levels matching up to the buy and sell zones on the algorithm. This information will also put you on the right side of the market, both technical and fundamental wise with relevant support/resistance levels quoted on there to plot onto your charts. Once you have your directional bias, then bring your technicals into play, fibs, start buying on dips in bullish moves, whilst selling rallies into any strength on bearish plays. BPC trades should always be on your radars as well.

Contents

THIS WEEK IN THE FOREX MARKETS	4
Capitol Hill, COVID-19, Geopolitics, and U.S Stats to Keep the Dollar in Focus	4
USD/CAD Rates May Wilt on Canadian Inflation and Retail Sales Data	5
AUD/USD moved into a consolidative phase – UOB	6
GBP/USD: Robust UK retail sales and dovish Fed to cheer sterling up	7
Dollar in the doldrums; U.S. politics, Fed minutes eyed.....	8
KEY ANALYSIS OF MAJOR PAIRS	10
EUR/USD.....	10
GBP/USD	11
TOP TRADING EVENTS	12
COT DATA	13
LEARN HOW TO TRADE GBP/USD - CURRENCY TRADING GUIDE	17
HOW TO USE ALGORITHMIC TRADING TO YOUR ADVANTAGE	21

THIS WEEK IN THE FOREX MARKETS

Capitol Hill, COVID-19, Geopolitics, and U.S Stats to Keep the Dollar in Focus



Earlier in the Day:

It's was a relatively quiet start to the day on the economic calendar this morning. The Japanese Yen was in action in the early part of the day.

Away from the economic calendar, there was little for the markets to consider. Following the postponement of U.S – China trade talks from the weekend, a continued lack of progress towards a U.S stimulus package tested risk sentiment early on.

For the Japanese Yen

In the 2nd quarter, the economy contracted by 7.8%, following a 0.6% contraction in the 1st quarter. Economists had forecast a contraction of 7.6%.

While capital expenditure and external demand fell by less than forecasted, a large slump in private consumption led to a more marked contraction.

Quarter-on-quarter, private consumption slumped by 8.2%, following a 0.8% decline in the 1st quarter. Economists had forecast a 7.1% slide in consumption.

On an annualized basis, the economy contracted by 27.8%, following a 2.2% contraction in the 1st quarter. Economists had forecast a 27.2% contraction.

[Read more...](#)

USD/CAD Rates May Wilt on Canadian Inflation and Retail Sales Data



USD/CAD, Bank of Canada, Federal Reserve, Inflation, Economic Surprise Index – Talking Points:

- The Nikkei 225 index plunged during APAC trade after Japanese second quarter GDP showed the island-nation had suffered its most severe contraction on record.
- The differing stances of the Federal Reserve and Bank of Canada may be weighing on USD/CAD rates.
- USD/CAD rates poised for further declines after slicing through pivotal trend support.

Asia-Pacific Recap

The Nikkei 225 stock index slid lower during Asia-Pacific trade, as second quarter GDP showed the Japanese economy had suffered its most severe contraction on record.

The Japanese Yen fell after the announcement, whilst the US Dollar continued its slide against its major counterparts as the DXY plunged back below the psychologically pivotal 93 level.

Gold climbed back above the \$1,950/oz mark and silver rebounded 1.7% as yields on US 10-year Treasuries faded back below 70 basis points.

Looking ahead, a relatively light economic docket may see traders turn their focus to developments between the US and China, after the cancellation of highly anticipated trade talks between the two economic powerhouses over the weekend.

[Read more...](#)

AUD/USD moved into a consolidative phase – UOB



AUD/USD is seen trading between 0.7050 and 0.7250 in the next weeks, noted FX Strategists at UOB Group.

Key Quotes

24-hour view: “Our view for AUD to ‘drift lower’ last Friday was incorrect as it rose to a high of 0.7175 before ending the day at 0.7171 (+0.27%). AUD opened on firm note this morning and the improved upward momentum suggests further AUD strength towards 0.7210. For today, the major resistance at 0.7250 is not likely to be challenged. Support is at 0.7160 followed by 0.7140.”

Next 1-3 weeks: “We have held the same view since Tuesday (11 Aug, spot at 0.7150) wherein AUD has moved into a consolidation phase and is expected to trade between 0.7050 and 0.7250. AUD subsequently traded well within the expected range. The price action offers no fresh clues and we continue to expect AUD to trade between 0.7050 and 0.7250.”

[Read more...](#)

GBP/USD: Robust UK retail sales and dovish Fed to cheer sterling up



GBP/USD has been retreating amid diverging disease curves across the Atlantic, yet other factors such as rising US yields and worries about Britain's furlough scheme were also in play. Is the pendulum about to swing in the other direction this week? UK retail sales, the Fed's minutes and coronavirus are in focus, FXStreet's analyst Yohay Elam briefs.

Key quotes

"Pound traders will want to see the disease remaining under control even if cases continue rising. Any new local lockdowns may weigh on sterling. PM Boris Johnson aims to reopen schools in September and any delay would also cause suffering. On the other hand, if infections fall, the pound has room to rise."

"The economic calendar kicks off with CPI figures on Tuesday. Headline CPI stood at 0.6% yearly in June, and no substantial changes are likely in July. Consumption has recovered faster than the broader economy. Updated expenditure data is due out now with July's retail sales. Will the volume return to that seen last year? The option is remote, but cannot be ruled out, especially given the government's furlough scheme."

"While the infections curve is clearly off the peak, deaths remain at an elevated level in the US. A consistent drop in the seven-day rolling average is needed to confirm the trend and provide hope. Vaccine news will also be of interest after Russia's announcement' propelled the global race to develop immunization into a higher gear. Hopes may boost the market and weigh on the greenback."

[Read more...](#)

Dollar in the doldrums; U.S. politics, Fed minutes eyed



SINGAPORE (Reuters) - The U.S. dollar began Monday where it left off last week, caught between pressure from worries about the lagging U.S. economic recovery and support from rising U.S. bond yields and safe-harbour demand.

A boost to sentiment from the postponement of the U.S-China trade deal review - which leaves the deal intact - was muted by uncertainty, ahead of a week a week that includes Federal Reserve minutes and the Democrats' nomination convention.

Against a basket of currencies the dollar traded under gentle pressure at 93.039 on Monday, roughly in the middle of the range it has held since hitting a two-year low at the end of July.

The risk-sensitive Australian dollar inched up to a three-session high of \$0.7194, but also remained contained in the channel it has traded in for a week.

Other Asian currencies, such as the won and rupiah edged lower, while the kiwi remained weighted at \$0.6534 by last week's dovish language from the central bank.

The yen was steady at 106.54 per dollar, having dipped last week as a jump in U.S. yields drew Japanese investment to U.S. Treasuries.

REVIEW DELAY

The United States and China delayed a Saturday review of their Phase 1 trade deal, people familiar with the plans told Reuters, citing scheduling conflicts.

[Read more...](#)

THE PLATINUM FUNDED TRADER PROGRAMME

The Platinum Trading Academy is famous for turning regular everyday traders into profitable professionals. If you have the ambition, discipline, and patience to succeed, then you are the perfect candidate for our Platinum Funded Trader Programme!

[Apply Now](#)



FAST TRACK YOUR FOREX

With the current economic climate, starting a career trading within a bank or financial institution is incredibly difficult. We are firm believers in the ability of retail traders around the world, and want to do everything we can to support the next generation of trading elites. We believe the future of trading is in you!



WE BELIEVE IN DETERMINATION

At Platinum, we believe in determination. We are searching for ambitious, determined individuals, looking to expand their trading portfolio and enhance their trading skills to the next level.

WHY JOIN THE PLATINUM TRADING TEAM?

- ✔ Trading Account, Fully Funded
- ✔ 50% Profit Split
- ✔ Trade Globally
- ✔ Not liable for account losses
- ✔ 4% Account Drawdown
- ✔ Exclusive Professional Trading System



Apply now and open your new fully-funded account!

[Apply Now](#)

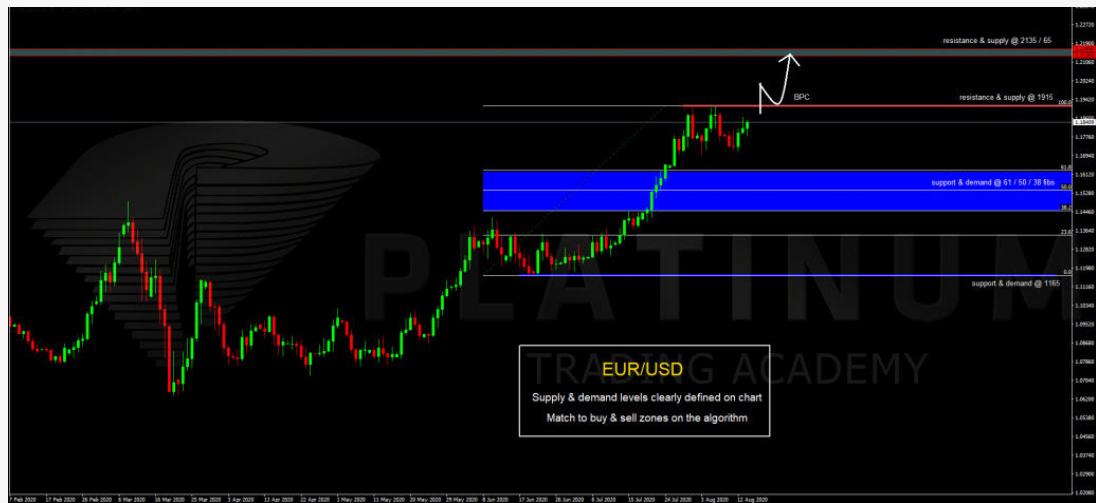


KEY ANALYSIS OF MAJOR PAIRS

EUR/USD

EUR/USD – Weekly Closing Price:1.1840

Eurozone Sentix Investor Confidence remained in negative territory, which indicate expansion. Still, the indicator improved from -18.2 to -13.4. German ZEW Economic Sentiment pointed to stronger investor confidence, climbing from 59.0 to 71.5. On the inflation front, German CPI declined by 0.5%, the second decline in three months. The week wrapped up with Eurozone GDP for Q2, with the second read of -12.1% confirming the first reading. In the US, consumer inflation was unchanged at 0.6% in July. The core reading improved to 0.6%, up from 0.2% beforehand. There was good news on the employment front, as unemployment claims fell to 963 thousand, down from 1.186 million. This marked the first time that new claims have fallen below the 1-million mark since mid-March, before the spread of Covid-19. Retail sales reports were mixed. The core reading came in at 1.9%, above the estimate of 1.3%. However, the headline read posted a gain of 1.2%, shy of the estimate of 2.0%.



EUR/USD Longer Term view

The Euro's Uptrend (from its March low of 1.0640) persists, with potential for a deeper retest of the 1.2555 peak of February 2018 over coming weeks

EUR/USD DAILY UPDATE

In the short term, Euro is able to rally above 1.1865 to test Key 1.1900/1.1940 resistance.

GBP/USD

GBP/USD – Weekly Closing Price: 1.3084

UK unemployment claims were much worse than expected, with a reading of 94.4 thousand. The estimate was 9.7 thousand. Wage growth fell 1.2% in June, marking a second straight decline. GDP reports were mixed. The monthly report showed a gain of 8.7% in June, above the estimate of 8.1%. However, the initial reading for Q2 GDP declined by a staggering 20.4%, reflecting the severe economic impact of Covid-19. As well, Manufacturing Production climbed 11.0%, up from 8.4% beforehand. In the US, consumer inflation was unchanged at 0.6% in July. The core reading improved to 0.6%, up from 0.2% beforehand. There was good news on the employment front, as unemployment claims fell to 963 thousand, down from 1.186 million. This marked the first time that new claims have fallen below the 1-million mark since mid-March, before the spread of Covid-19. Retail sales reports were mixed. The core reading came in at 1.9%, above the estimate of 1.3%. However, the headline read posted a gain of 1.2%, shy of the estimate of 2.0%.



GBP/USD Longer Term view

Sterling still displays a developing multi-year Falling Wedge pattern, enabling a major advance to eventually occur, upon completion

GBP/USD DAILY UPDATE

In the short term, resistance now lies at 1.3140 and Key 1.3170/3185, with Support Today at 1.3080, 1.3055/3040 max. Any loss of 1.3040/1.3000 would argue for a corrective sell-off toward the 1.2800 level over coming days.

TOP TRADING EVENTS

TOP TRADING EVENTS

◀ This Week: Aug 16 - Aug 22 ▶						
Date	12:26pm	Currency	Impact		Forecast	Previous
Sun Aug 16						
Mon Aug 17						
Tue Aug 18	▶ 1:30am	AUD	🔴	Monetary Policy Meeting Minutes		
Wed Aug 19	All Day	All	🔴	OPEC-JMMC Meetings		
Thu Aug 20						
Fri Aug 21	7:15am	EUR	🔴	French Flash Services PMI	56.3	57.3 ⬇
	7:30am	EUR	🔴	German Flash Manufacturing PMI	52.2	51.0 ⬆
		EUR	🔴	German Flash Services PMI	55.3	55.6 ⬇
Sat Aug 22						
⬇ More						



+11,00.00

ATFX

INTRACTIVE WEBINAR • LIVE QA

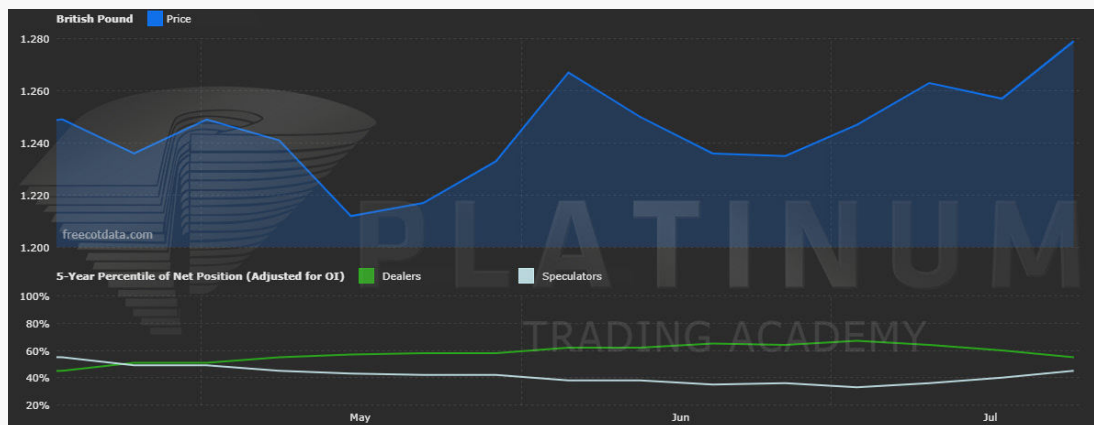
5 TIPS IN USING TECHNICAL ANALYSIS THAT WORKS FOR YOUR TRADING

COT DATA

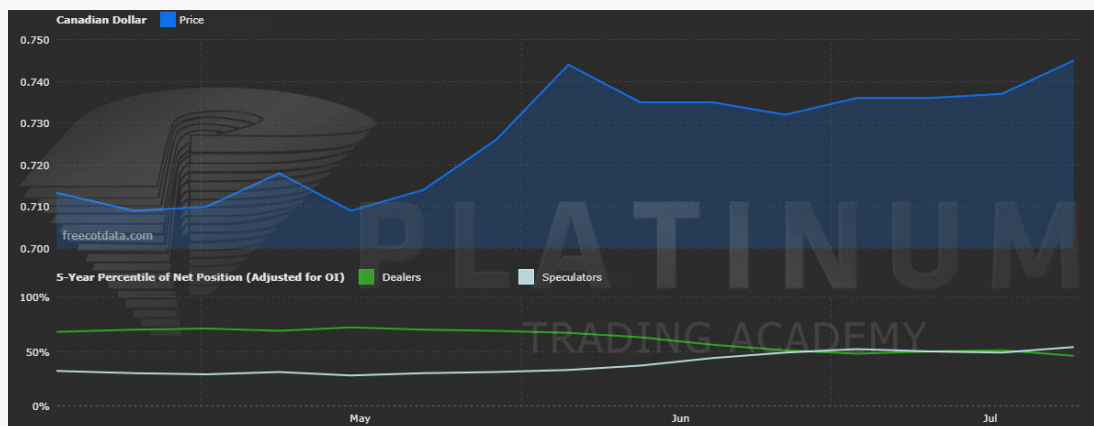
AUSTRALIAN DOLLAR COT REPORT



BRITISH POUND COT REPORT



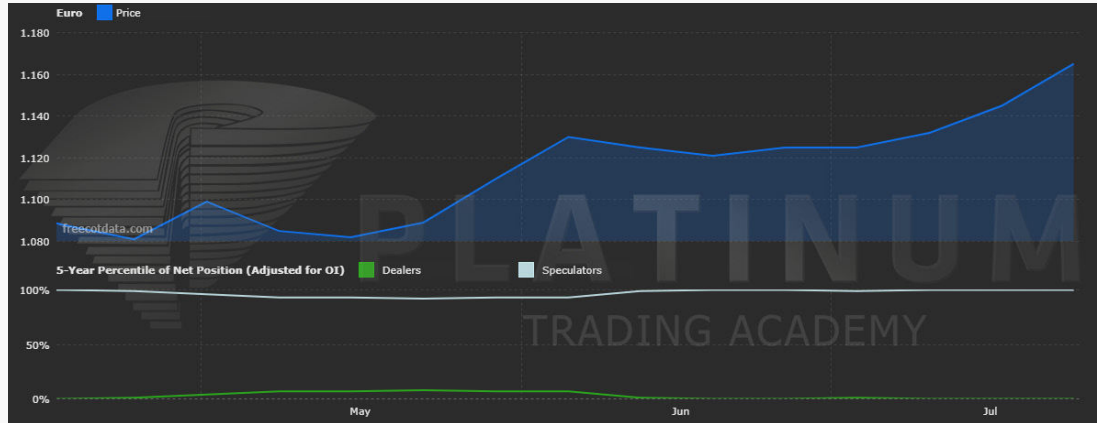
CANADIAN DOLLAR COT REPORT



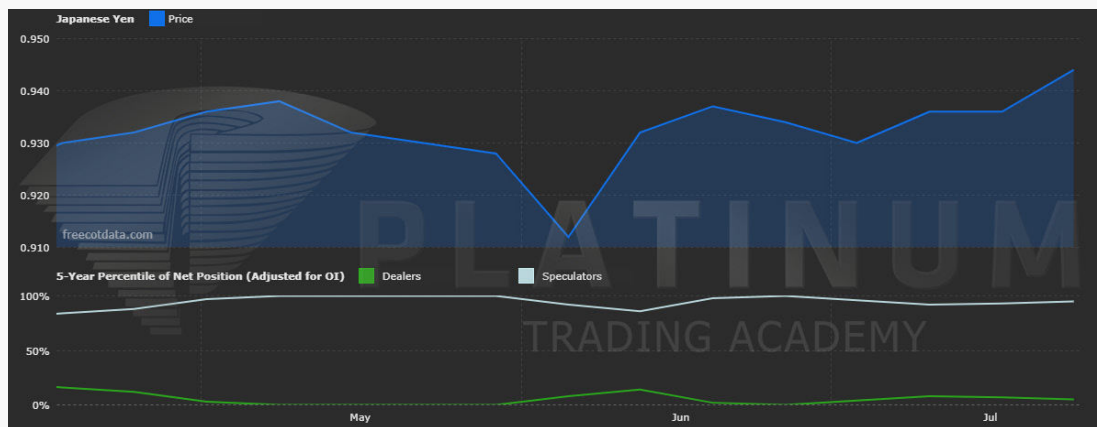
COT DATA

COT DATA

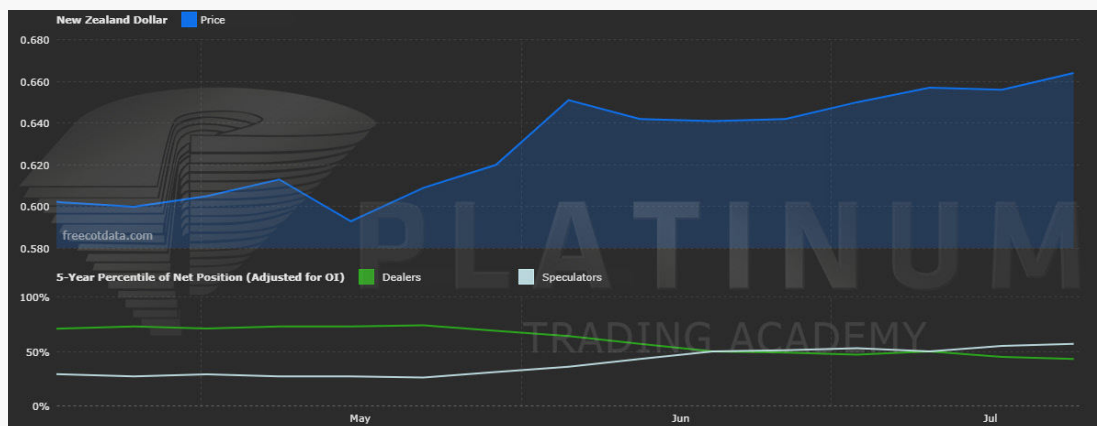
EURO COT REPORT



JAPANESE YEN COT REPORT



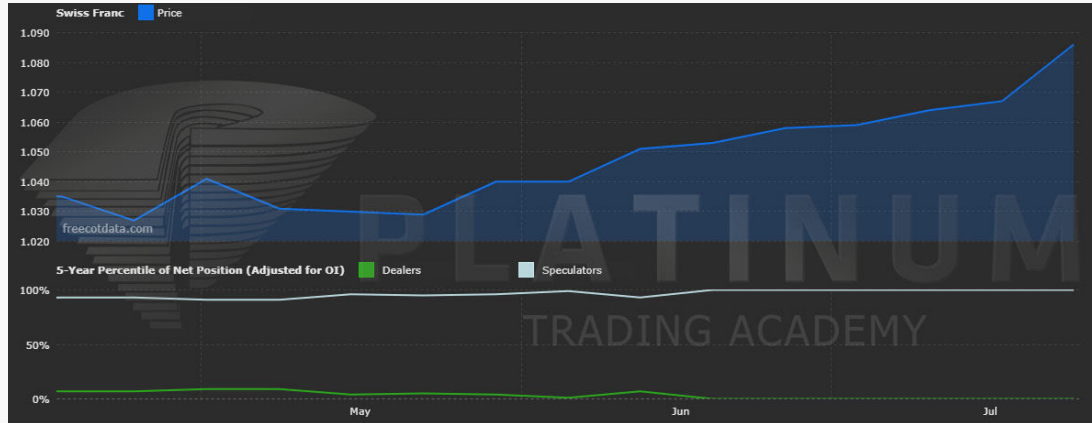
NEW ZEALAND DOLLAR COT REPORT



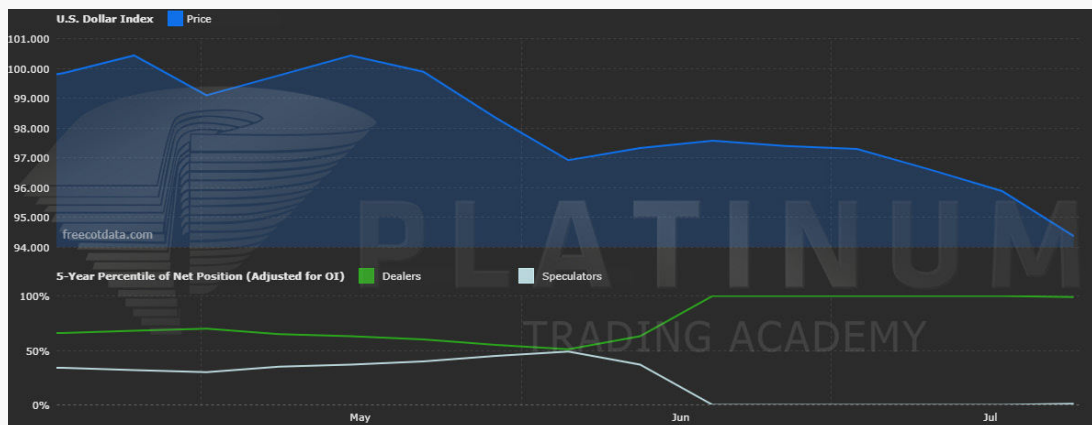
COT DATA

COT DATA

SWISS FRANC COT REPORT



US DOLLAR INDEX COT REPORT



COT DATA

MARKETS.COM
 INNOVATION | KNOWLEDGE | PERFORMANCE

74-89% of retail spread bets and CFD accounts lose money.

LEARN TO TRADE THE FINANCIAL MARKETS

GET STARTED WITH YOUR CONSULTATION WITH A PROFESSIONAL TRADER NOW

I WANT TO CLAIM MY FREE CONSULTATION

CLAIM YOUR SESSION

Quick Note

20 MINUTES
that could change your life

LET'S TALK

Let's talk over the phone or skype or in-person

One of the most important differences that keep us ahead of other tutorials and experts available online is that we focus on providing absolute knowledge and fundamentals of trading. When all the others are focusing on the tips and signals, Platinum trading Academy takes up topics like how the market functions, when, why and how various Financial Institutions trade.

FREE SESSION FOR EXPERIENCED TRADER VIA PHONE OR SKYPE CONSULTATION

A) PLATINUM TRADING ACADEMY

- The Platinum Financial Trading Methodology
- The "Half a Million Pound" Trading System
- The Live UK Platinum Trading Floor
- The Platinum Trading Performance
- A Brief on Our Three Services - Platinum Forex Trading Television + Platinum SMS Trade Alerts + Platinum Live one to one Mentoring

B) SHOW YOU PROVEN STRATEGIES

- How to trade the financial markets at the end of the day during the secrets hours of market closure
- You will be shown Platinum's Market cap reversal strategy as used by the major banks
- You will also be taken through Platinum's BPC strategy which has been profitable year on year for almost 15 years
- Show you one strategy called a banker trade that has almost a 98% hit rate
- Show you our extreme zone strategy that will tell you exactly when the markets will turn and make you anywhere between 20 to 300 pips on execution

C) HOW PLATINUM CAN WORK FOR YOU

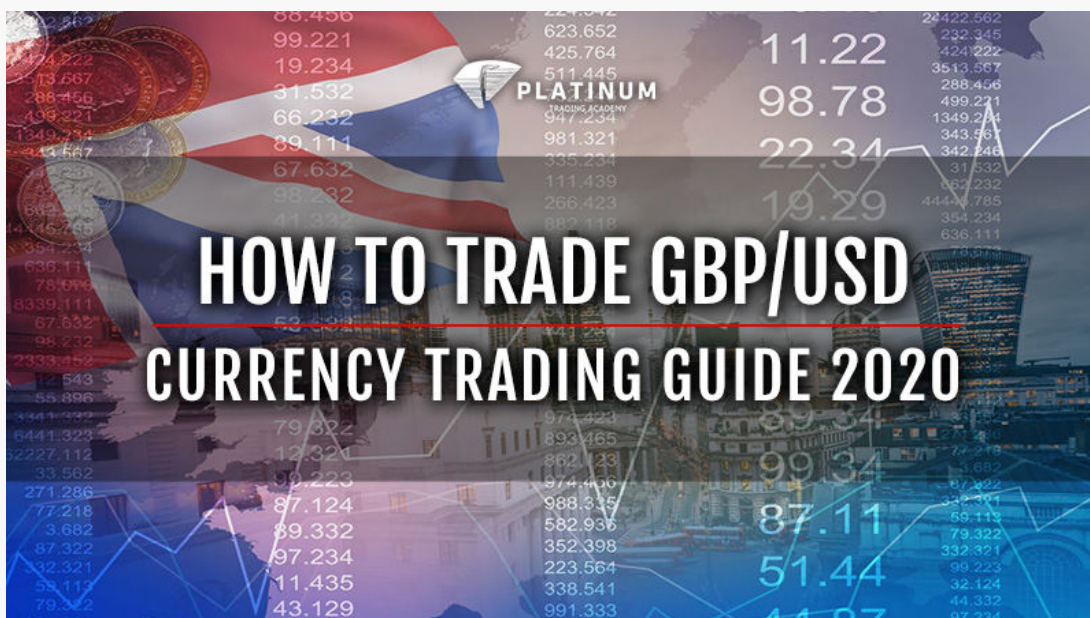
- We will show you how Platinum Trading Academy in just 30 minutes a day can transform you as an individual.

FREE CONSULTATION



FOREX TRADING ARTICLE

LEARN HOW TO TRADE GBP/USD - CURRENCY TRADING GUIDE



Trading in the forex market can be both challenging and exciting, and at Platinum Trading our goal is to provide you with the tools of [how to become a successful forex trader](#).

In this blog, we will discuss how to trade GBP/USD. This pair is also known as “cable”, a name which comes from the days of the telegraph when the pound and dollar were the most traded currencies.

Why Trade GBP/USD?

In the forex market, traders buy and sell [currency pairs](#); a currency cannot be traded ‘by itself’. GBP/USD is the third most traded currency pair, after EUR/USD (euro against the dollar) and USD/JPY (dollar against the yen). GBP/USD accounts for about 10% of total global forex volume, which is over \$5 trillion in daily average turnover. The US dollar and the British pound are both stable currencies that are widely traded, which makes the pair a solid choice for a currency pair to trade.

How to Trade GBP/USD?

As we discussed earlier, the pound is traded on the forex market as a currency pair. For example, one could trade EUR/GBP (euro against the pound) or GBP/CAD (pound against Canadian dollar). We will focus on GBP/USD.

If we go on the internet and check a bank or forex website, we can find that the current price for GBP/USD - let’s assume the price is 1.3010. This is also called the exchange rate between the two currencies. This means that 1 pound is trading at 1.3010 U.S. dollars, so in order to purchase 1 pound, you would have to pay US\$ 1.3010. If the pair

moves higher, for example, to 1.3060, this means that the pound has strengthened (appreciated) against the dollar. Conversely, if the pair drops, say to 1.2950, then the pound has weakened (depreciated) against the dollar.

Since we are trading a currency pair, we can also make a trade in which we sell the pound against the US dollar. For example, a trader could sell GBP/USD at 1.3100. If the rate then drops to 1.3050, they can now buy those pounds back at the cheaper rate, with the difference of 50 pips between the two rates being her profit.

Keep in mind that, like the stock markets, exchange rates are constantly fluctuating. Traders are always looking to make a profit by 'buying low and selling high' – in the case of forex, this means buying a currency pair at a low rate and then selling it a higher rate.

Although exchange rates are constantly fluctuating, the actual movement is usually very small. Most currency pairs are quoted to the fourth decimal place, which is called a pip. The pip is the basic unit of measure used in forex trading.

Suppose we want to trade GBP/USD and the current price is 1.3050. If 30 minutes later GBP/USD has risen to 1.3100, then it has increased by 50 pips. Although a pip is a very small number, a movement of even one pip can mean significant profit or loss for a trader, because forex trades are usually heavily leveraged (we will explain leverage shortly).

Let's use this example to understand how to trade GBP/USD and make a profit:

We said that the current price of GBP/USD is 1.3050. If you purchase 100,000 pounds at that rate, it would cost you US\$ 130,050. Now, when GBP/USD rose to 1.3100, the pair has increased by 60 pips. This means that the value of your U.S. dollars has risen to \$131,000. If you were to close your trading position and sell that pounds that you bought earlier, you would have made a profit of \$950 (131,000 -130,050).

Watch this video: How to trade the GBP/USD Pair(07mins 05secs)



Leverage

If you're saying to yourself, "sounds great, but I don't have a spare \$130,000 lying around!", you need not worry. If you want to make a trade and purchase 100,000 pounds with U.S. dollars at a rate of 1.3050, you aren't expected to put \$130,500 in your trading account. Rather, traders use leverage, which allows a trader to open a position which is much larger than the amount of capital which they need to put down. The leverage is provided by the forex broker, who is the intermediary between the trader and the forex market.

If a broker is providing you with 100:1 leverage, for example, this means that you can control a position of 100,000 pounds, but you only need to put down 1,000 pounds in your trading account. Great, right? Well, yes, but a note of caution - while leverage allows a trader to control very large positions, keep in mind that leverage carries with it significant risk, so it is always important essential to "handle leverage with care". Leverage is a wonderful trading tool, but it should always be used in a responsible and disciplined manner.



Technical and Fundamental Analysis

In order to be successful when you trade GBP/USD, you need to be familiar with two methods which are used to follow the markets and try and forecast in which direction GBP/USD might head. The two most popular methods utilized in forex trading are technical analysis and fundamental analysis. You may prefer one method over the other, or decide to use both methods in your trading strategy. Let's briefly review these two methods.

1. Technical Analysis

Technical analysis focuses on the price movement of an asset, which in this case is GBP/USD. Traders examine the historical movement of the currency pair through trends and patterns, with the aid of charts and graphs. The identification of patterns is then used to predict future price movement. Technical traders observe parameters such as support and resistance levels, as well as indicators which are based on price or volume.

2. Fundamental Analysis

Fundamental analysis examines economic and other developments that can affect the movement of a currency pair. Key events which can move the markets include Gross Domestic Product (GDP), employment reports and interest rate moves. These economic and political events are known as fundamentals. If you are trading fundamentals, you should be paying close attention to events that are being released on that day (and several days ahead). An important tool for forex traders is the use of an economic calendar, which lists economic and political events that may have an impact on the forex markets.

When is the Best Time to Trade GBP/USD?

A major advantage of forex trading is that the forex market is open 24 hours, six days a week. However, some times are better to trade than others. As a trader, you want to be engaged in the market when there is some volatility, which provides the opportunity to profit on price movement. If we analyse daily volatility, it is apparent that GBP/USD shows a peak in volatility between Tuesday and Thursday. The reason for this is that trading activity starts slowly on Sunday and picks up the pace on Monday before reaching its peak in mid-week. After Thursday, activity lessens and comes to a complete halt on the weekend. Thus, the best time to trade GBP/USD is mid-week. Of course, this doesn't mean that you can't make winning trades on other days, but mid-week trading is likely to provide the greatest fluctuation in the currency pair's movement.

What is the best time of day to be trading? As we mentioned, [the forex markets are open 24 a day](#), and there is some overlap between the different time zones. The two largest markets, New York and London are open for trading (between the two of them) between 8:00 and 22:00 GMT. The ideal time to trade GBP/USD is when both of these markets are open, which is when forex trading is most active. This window is a 3-hour span, between 13:00-16:00 GMT. The biggest daily moves from GBP/USD usually take place during this window, which would be the preferred time to make trades.

LEARN TO TRADE THE TOP FINANCIAL MARKETS IN 2020!

FOREX TRADING ARTICLE

HOW TO USE ALGORITHMIC TRADING TO YOUR ADVANTAGE



In this blog, we will discuss algorithmic trading. This trading method, also known as [automated trading](#) or black-box trading, is used extensively in forex trading. With the introduction in financial markets of online trading and automated trading, algorithmic trading systems have grown in popularity. We will discuss how does algorithmic trading work and what are some effective algorithmic trading strategies.

What is Algorithmic Trading?

Algorithmic (algo) trading uses a computer program to place trades. The computer program is based on an algorithm, which is a defined set of instructions. These instructions generate trade signals which can be executed on the trading platform. The computer instructions take into account key variables, such as time, price and volume. In essence, trading transactions make use of advanced mathematical methods to make pre-determined, high-speed trading decisions.

One of the questions that arise is algorithmic trading legal. The answer is yes. Of course, it is always prudent for a forex trader to use a reputable forex broker as there are scams and abuses in the forex market, no different than other business. The same rule goes with algorithmic trading – if you are executing trades through a reputable broker if it is reasonable to assume that the broker has ensured that the algo trading platform it is offering to clients is legal.

What Percentage of Trading is Algorithmic?

It may surprise you to learn that in the global equity markets, some 80% of trades are made by computers rather than by humans. In the forex markets, algorithmic trading accounts for about 20% of all spot trades. The numbers are much higher among large financial institutions, such as investment banks, mutual fund companies and pension companies. These organizations require the speed and data processing advantages that computers can offer over manual trades. The answer to does algorithmic trading work is clearly affirmative, or these large financial corporations would not spend money on such a method.

What are the Benefits of Algorithmic Trading?

Most of the daily transactions which occur in the financial markets are made with algorithmic trades. The advantage of utilizing computers is that machines are able to perform complex calculations in mere microseconds; a human, on the other hand, would require hours or days to complete such tasks. As well, humans inevitably commit errors, which of course is not a concern with computers.

There are additional benefits for corporations from utilizing algorithmic trading. This includes being able to provide clients with lower spreads, increasing efficiency and providing greater transparency and an audit trail. As well, algorithmic trading reduces market impact, especially in the case of very large trades.

Individual forex traders are increasingly utilizing algorithmic trading programs. Algo trading offers a method of keeping emotion out of a trade. Often, traders become emotionally connected to a position and make a move that may not be the most rational. With algorithmic trading, the trader can eliminate the risk of emotional attachment and leave the trade in the hands of the computer. As well, algo trading offers the ability to trade 24 hours a day, without the need to physically be in front of a computer and monitor the market.

A word of caution – algo trading eliminates manual intervention in forex trade, but it does not reduce the risk involved in forex. Is algorithmic trading profitable? The answer is yes! However, a key rule in forex is once you have developed a trading strategy, it is prudent to test that strategy on a demo (practice) account, in order to experiment without entailing any risk. The same rule applies to algo trading; once you feel comfortable executing a trade using algorithms, make sure to test it out on a demo account. If you are satisfied with the results, then it's time to make the move to live to trade!

GENERATE A SECONDARY INCOME IN LESS THAN 30 MINS A DAY!

How to start Algorithmic Trading

If you are interested in how to learn algorithmic trading, make sure that your trading platform offers this application. If you're not sure where to begin, may we suggest taking a look at MetaTrader4, which is one of the most popular forex trading platforms? MetaTrader4 is tailored to algorithmic trading for beginners and also provides algorithmic trading. Once you have settled on a trading platform, you will need to choose a forex broker in order to place your trades.

Your trading platform will provide you with instructions on how to submit an algorithmic order. This should include the following parameters (the captions of the parameters may vary slightly):

1. **Amount** – specifies the order size of the position
2. **Venue** – used to select the bank providing the algo
3. **Limit fields** – this sets the limit prices for a trade so that a trade is only executed within these prices
4. **Duration** – specifies the start and end times of the trade

Algorithmic Trading Strategies

Like other trading methods, the goal of any algorithmic trading method is to achieve optimal trading execution at the best possible price. Let's take a look at some of the most popular algorithmic trading strategies. You can select any of these methods or mix and match them into a trading strategy that works best for you.

Trend Following – This method follows market trends. Buy and sell orders are generated based on instructions which are fulfilled when technical signals have been triggered. As well, the instructions can be set to review historical and current data in forecasting whether a current trend is likely to continue or reverse directions.

News-based – Many traders “trade the news”, relying on the fact that financial or political news can move markets. An algorithmic trading system can be connected to news sites, with trade signals being generated based on breaking news events.

Mean Reversion – this system relies on the presumption that markets trade within a range of 80% of the time. In this method, the algorithms are set to calculate an average asset price, under the assumption that it's likely that the current price will eventually return to the average asset price.

Arbitrage – this trading system checks for price discrepancies across different markets and makes a profit on the spread. However, forex price differences are so minute, that a trader would have to trade a very large position in order to make significant profits.

High-frequency Trading – This method is suitable for high trading volumes, with the algorithms detecting quick price fluctuations which trigger buy or sell signals.

How to Build the Algorithmic Trading System

As we mentioned earlier, many forex brokers provide trading platforms which provide algo trading, such as the popular MetaTrade4 trading platform. These platforms come with built-in indicators, allowing the trader to select their trade parameters at the push of a button. This is ideal for the beginning trader or an experienced trader who is content to use the algorithms provided in the platform.

For those experienced traders who are looking to go a step further, there is the option of developing your own algo trading application. Such traders will certainly benefit from the knowledge of the MQL5 programming language, but a programming background is not a prerequisite, thanks to the features on the MetraTrader5 platform. This platform enables traders to custom develop trading applications.

Why Trade With Platinum Trading Academy?

Many traders jump into the forex arena with little or no preparation, confident that they will 'figure out on the go' how to make money trading currency. However, these individuals have a lack of knowledge about the forex market and have failed to prepare a trading strategy. More often than not, these traders are left disappointed, after seeing their capital quickly disappear. Taking steps in order to learn online trading is essential to becoming a successful trader - this point cannot be overemphasized. In order to learn how to trade currency and make money, every trader needs discipline and a trading strategy that fits his or her needs and goals.

Platinum Trading Academy is tailored for a trader at any level, whether a relative beginner or an experienced trader. We provide each of our students with a private forex mentor, rather than a "one size fits all" seminar or webinar course. With Platinum's step-by-step mentoring and in-depth training courses, you will learn how to trade online and how to develop an effective trading strategy. If you are looking for an online algorithmic trading course that will build your confidence and produce consistent results, then Platinum Trading offers a superb algorithmic trading training experience! Check us out [here](#).

GENERATE A SECONDARY INCOME IN LESS THAN 30 MINS A DAY!

Summary

This article has provided an explanation of algorithmic trading, and provided algorithmic trading strategies and insights into this method of trading forex. Algorithmic trading is especially popular with large financial institutions, but it is gaining popularity among individual traders, who are eager to utilize its benefits as part of a successful trading strategy.

The Platinum Trading System

The Platinum Trading System has been around for over a decade and has proven itself an incredibly effective trading tool to traders all around the globe. It has allowed traders to utilise Platinum's unique trading strategies, only made possible by our unique algorithm.

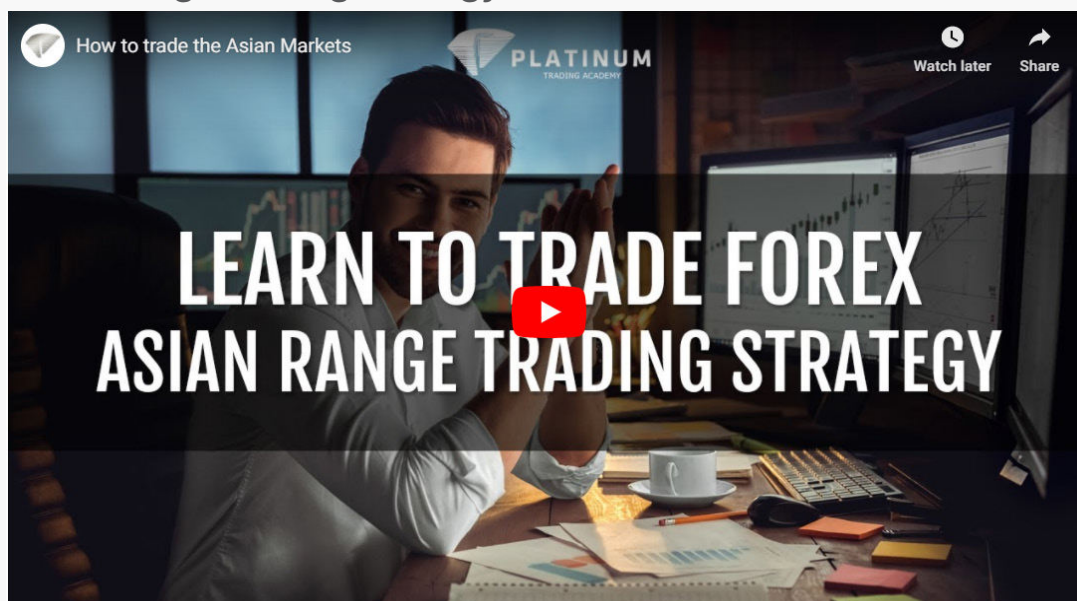
Below you will find short explanations of our Trading Strategies, and see first-hand how powerful Algorithmic Trading can be when used correctly.

End of Day Strategy



This Strategy allows you to take advantage of the Crossover between the London Trading Session, and the New York Trading Session. During a certain time of the day, volatility increases as order flow shifts over from the United Kingdom, to the United States. Knowing how and where to trade this volatility is what will separate you from the every-day trader, to the true professionals

Asian Range Trading Strategy



Similar to the End of Day Strategy, this strategy once again takes advantage of a Crossover. This time we're looking at the crossover between the New York Session, and the Tokyo Session. Crossovers are an important time in the markets, as it affects not just retail traders trading from home, but large institutional traders trading on powerful computers in their glass towers. Take note of these crossovers, and use them to your benefit.

Extreme Zone Strategy



This strategy makes use of extreme volatility. There are times in the market, such as during High-Impact News Events, that volatility goes from zero to a hundred. Most of the time you'd want to completely avoid the markets during these times. However, using the Extreme Zones plotted by our algorithm, there is still an opportunity to extract a decent profit from the market, while your fellow traders simple sit back and wait for the storm to pass.

News Trading Strategy



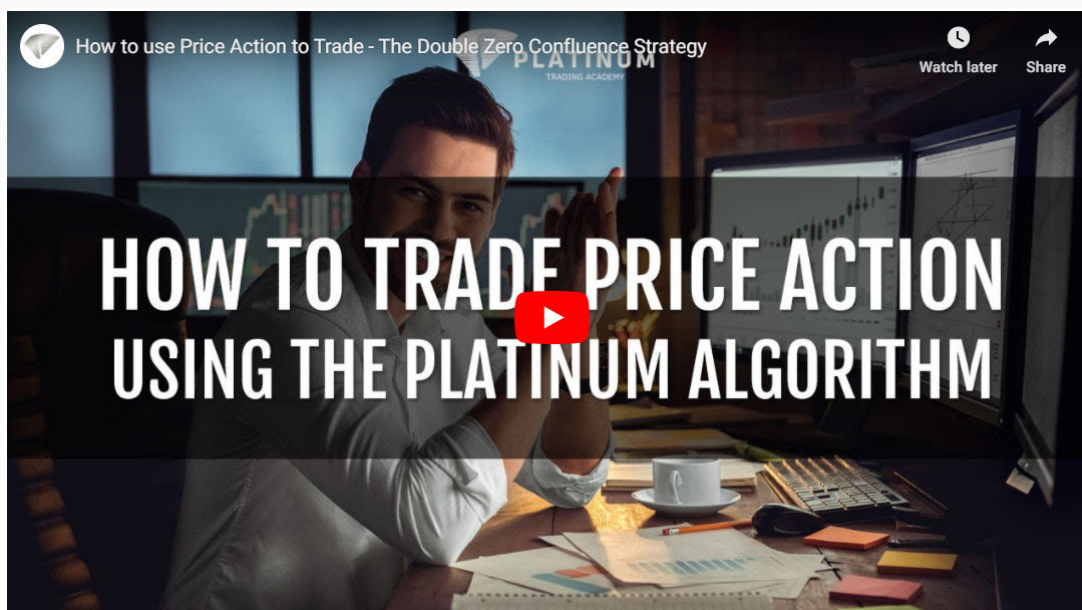
Unlike the Extreme Zone Strategy, this is for the more general news events, such as interest rate decisions, inflation announcements, retail sales, those that don't have as much of an impact but still manage to move the markets by a significant enough margin to justify trading. Simply plot your trades in line with the strategy outlined in the video, and let the markets do the rest.

Range Reversal Strategy



This strategy utilises an important trading level. Prices ending in 80. This strategy is only made possible using our unique trading algorithm. As explained in the video, this strategy is usable anytime there aren't high-impact events either expected or ongoing. Simply match a third or fourth zone with a price ending in 80, and set up your trade.

Double Zero Confluence Strategy



Similar to the Range Reversal Strategy, this strategy utilises prices ending in 00. This strategy is also usable at any time so long as there aren't high-impact events either expected or ongoing. The only difference between this strategy and the Range Reversal Strategy is that the Double Zero Confluence Strategy is not confined to just 2 Zones, but is usable in any of our Buy or Sell Zones.

Trend Continuation Retracement Strategy



The Trend Continuation Retracement Strategy is a little more complex than the previous strategies but is relatively simple once you understand it. There is one simple condition for this strategy to become active. A pair must reach a 5th Zone. Once it reverses, you'll want to apply your Fibonacci Retracement, and prepare to trade either the 61.8 or 38.2 retracement level.



FOREX TRADING INSIDER

EXPERT FOREX TRADING TECHNIQUES



PLATINUM
TRADING ACADEMY