

CRYPTONAIRE WEEKLY

CRYPTO INVESTMENT JOURNAL

CRYPTO.COM ROLLS OUT VISA CARD TO 31 EUROPEAN NATIONS

**INSTITUTIONAL INVESTORS PUSH
CME BITCOIN TRADING PRODUCTS
TO RECORD HIGHS**

**VISA PATENT FILING WOULD ALLOW
CENTRAL BANKS TO MINT DIGITAL
FIAT CURRENCIES USING BLOCKCHAIN**

**RICH DAD POOR DAD AUTHOR SAYS
BITCOIN WILL RISE TO \$75,000
BY 2023 AS US ECONOMY IS DYING**

**NVIDIA ACCUSED OF MISREPRESENTING
MORE THAN \$1 BILLION IN
CRYPTO MINING BIZ**

**THE LOVECHAIN:
A DECENTRALIZED
SOCIAL MEDIA PLATFORM FOR
LOVE.**



CONTENTS

WEEKLY CRYPTOCURRENCY MARKET ANALYSIS	5
TOP 10 COINS	6
Top 10 Coins by Total Market Capitalisation	6
Top 10 Coins by Percentage Gain (Past 7 Days).....	6
Top 10 Coins added to Exchanges with the Highest Market Capitalisation (Past 30 Days)	7
CRYPTO TRADE OPPORTUNITIES	9
ADVERTISE WITH US	14
ADVANCEMENTS IN THE CRYPTOCURRENCY WORLD	15
Institutional Investors Push CME Bitcoin Trading Products to Record Highs	15
Crypto.com Rolls Out Visa Card to 31 European Nations.....	16
Nvidia Accused Of Misrepresenting More Than \$1 Billion In Crypto Mining Biz.....	17
Fed Chair: ‘We Have the Ability to Create Money Digitally’.....	18
MoneyGram to Offer Direct Deposits in India Via Federal Bank; Both Members of RippleNet.....	19
JK Rowling jokes about her ‘significant Ethereum holdings’.....	21
Reddit’s ETH-Based Token Rewards Dominated by Fortnite Users; 80% Holding Bricks, Not Moons.....	22
Visa Patent Filing Would Allow Central Banks to Mint Digital Fiat Currencies Using Blockchain.....	23
China’s Top Digital Bank to Foster DLT Innovation in Singapore’s Universities.....	24
Rich Dad Poor Dad Author Says Bitcoin Will Rise to \$75,000 by 2023 As US Economy Is Dying.....	25
THE GOLD INCOME PLAN – TPX BULLION	26
TECHNOLOGY IS THE SOLUTION TO THE PROBLEMS THE ENERGY SECTOR IS FACING	29

Editor's Letter



Bitcoin has done exceedingly well in its first major crisis. It has outperformed gold, US equities and crude oil by a wide margin in 2020. This is likely to grab the attention of institutional investors who want to diversify their portfolio away from traditional assets. Even if a few institutional players allocate a small portion of their portfolio to Bitcoin, the crypto market is likely to skyrocket higher.

The Chicago Mercantile Exchange, or CME, data suggests that institutional investors might have already started building their positions in Bitcoin. The number of large open interest holders rose to 66, which is a new record. Similarly, Bitcoin futures and Bitcoin options open interest hit a new high recently. These suggest that the institutions are actively trading in Bitcoin derivatives.

**OUR BLOG ARTICLES FOR THIS SPECIAL ISSUE IS THE GOLD INCOME PLAN – TPX BULLION
&
TECHNOLOGY IS THE SOLUTION TO THE PROBLEMS THE ENERGY SECTOR IS FACING**

Bitcoin's chart shows that the trend is up. However, the bulls are finding it difficult to propel the price above the \$10,000 level. This suggests that the bears are aggressively defending this level.

After repeated failures to clear this level, the short-term traders are likely to book profits that can drag the price to the next support at the 20-day EMA. The RSI has also formed bearish divergence, which suggests a pullback might be around the corner. Nevertheless, as the trend is up, dips should be viewed as buying opportunities. Traders can wait for the price to rebound off the 20-day EMA before initiating long positions.

The first target objective is a move back to \$10,000 and if that is cleared, a rally to \$10,500 is also possible. This level is again likely to act as a strong hurdle but if crossed, it will signal the start of a long-term uptrend.

The first signs of a change in trend will be signalled when the bears sink the BTC to USD pair below the support line of the ascending channel. If this support cracks, a drop to \$8,100 is likely.

Lastly please check out the advancement's happening in the crypto currency world.

Enjoy the issue!

Karnav Shah

Karnav Shah

Chief Editor



CRYPTONAIRE WEEKLY

After mentoring thousands of crypto traders around the globe, we have culminated all of the consistent and ongoing requirements of crypto-traders into one place.

Our Cryptonaire Weekly magazine includes expert technical analysis, providing trading opportunities to our subscribers as well as fundamental analysis so our readers can keep up to speed with the current developments in the crypto markets.

Not only do we provide the information necessary to trade active cryptocurrencies on the exchanges, but we also take a look at ICOs to help you find those golden projects with real value!

No longer will you have to rely on multiple sources to keep on top of the markets, we deliver everything directly to your inbox each and every week.

What are you waiting for?

Subscribe now!



131st EDITION

RESERVE YOUR SPACE NOW

ADVERTISE WITH US @ CRYPTONAIRE WEEKLY

THE #1 CRYPTO TRADING MAGAZINE | WEEKLY TOP TRADES, ICOs AND MARKET UPDATES



CRYPTONAIRE WEEKLY
CRYPTO INVESTMENT JOURNAL

131st EDITION

CRYPTO.COM ROLLS OUT VISA CARD TO 31 EUROPEAN NATIONS

INSTITUTIONAL INVESTORS PUSH CME BITCOIN TRADING PRODUCTS TO RECORD HIGHS

VISA PATENT FILING WOULD ALLOW CENTRAL BANKS TO MINT DIGITAL FIAT CURRENCIES USING BLOCKCHAIN

RICH DAD POOR DAD AUTHOR SAYS BITCOIN WILL RISE TO \$75,000 BY 2023 AS US ECONOMY IS DYING

NVIDIA ACCUSED OF MISREPRESENTING MORE THAN \$1 BILLION IN CRYPTO MINING BIZ

THE LOVECHAIN: A DECENTRALIZED SOCIAL MEDIA PLATFORM FOR LOVE.

PLATINUM CRYPTO ACADEMY

PLUS FOREX TRADING INSIDER

Featuring in this weeks Edition:

- Bitfi
- CryptoRocket
- SmartTradecoin
- SafePost
- 4C Trading
- LoveChain
- TPX Network
- LCG EEnergy

Also Get,

- Markets Analysis
- Market News Update
- Read Our Latest Blog:

THE GOLD INCOME PLAN – TPX BULLION

TECHNOLOGY IS THE SOLUTION TO THE PROBLEMS THE ENERGY SECTOR IS FACING

For Latest update

SUBSCRIBE NOW

WEEKLY CRYPTOCURRENCY MARKET ANALYSIS

Hello, crypto traders welcome to this week's 131st edition of Cryptonaire Weekly. The overall Cryptocurrency Market Cap stands at \$264 Billion. We have seen a \$26 Billion increase in the Market Cap since last week. Bitcoin price is currently around \$9605 from \$8670 last week and has increased by 10.78% and Ether price is now at \$213 from \$189 last week and has increased by 12.7%. The current market cap for bitcoin is \$177 Billion, and for Altcoins, the current market cap is \$87Billion.

Bitcoin has done exceedingly well in its first major crisis. It has outperformed gold, US equities and crude oil by a wide margin in 2020. This is likely to grab the attention of institutional investors who want to diversify their portfolio away from traditional assets. Even if a few institutional players allocate a small portion of their portfolio to Bitcoin, the crypto market is likely to skyrocket higher.

The Chicago Mercantile Exchange, or CME, data suggests that institutional investors might have already started building their positions in Bitcoin. The number of large open interest holders rose to 66, which is a new record. Similarly, Bitcoin futures and Bitcoin options open interest hit a new high recently. These suggest that the institutions are actively trading in Bitcoin derivatives.

Robert Kiyosaki, author of the book Rich Dad, Poor Dad, has tweeted a bullish projection on gold, silver, and Bitcoin. He predicts gold to rally from \$1,700 levels currently to \$3,000 in a year. Similarly, for silver, Kiyosaki has a target of \$40 from the current level of \$17 in five years. While these do look attractive, Kiyosaki believes that Bitcoin will be a huge outperformer and can rally to \$75,000 in 3 years.





















Bitcoin halving and the subsequent price action has boosted sentiment of the crypto community. Crypto data company The TIE has reported that the 30-day average daily sentiment score — the number of positive reviews versus negative reviews — is at a 2.5 year high.

Percentage of Total Market Capitalization (Dominance)

Bitcoin	68.13%
Ethereum	8.54%
XRP	3.42%
Tether	3.40%
Bitcoin Cash	1.69%
Bitcoin SV	1.35%
Litecoin	1.08%
Binance Coin	0.97%
EOS	0.93%
Tezos	0.69%
Others	9.81%


TOP 10 COINS

Top 10 Coins by Total Market Capitalisation

#	Name	Market Cap	Price	Volume (24h)	Circulating Supply	Vol. Change (24h)	Price Graph (7d)
1	 Bitcoin	\$175,559,058,439	\$9,551.30	\$39,945,491,724	18,380,650 BTC	-3.10%	
2	 Ethereum	\$23,339,878,302	\$210.29	\$15,490,721,305	110,987,271 ETH	-2.30%	
3	 XRP	\$8,918,934,054	\$0.202184	\$1,957,134,476	44,112,853,111 XRP *	-1.70%	
4	 Tether	\$8,775,999,807	\$0.997492	\$46,436,933,003	8,798,069,379 USDT *	-0.45%	
5	 Bitcoin Cash	\$4,503,450,066	\$244.61	\$2,977,238,530	18,411,031 BCH	-2.87%	
6	 Bitcoin SV	\$3,648,472,716	\$198.18	\$1,813,956,216	18,409,540 BSV	-3.03%	
7	 Litecoin	\$2,882,821,352	\$44.51	\$3,966,545,010	64,761,506 LTC	-2.77%	
8	 Binance Coin	\$2,553,516,922	\$16.42	\$320,585,559	155,536,713 BNB *	-2.09%	
9	 EOS	\$2,397,336,182	\$2.60	\$3,100,739,168	922,747,506 EOS *	-4.40%	
10	 Tezos	\$1,906,454,698	\$2.68	\$126,277,604	710,972,180 XTZ *	-1.89%	













**The New Paradigm
in Crypto Security**











bitfi on platinum crypto academy 



Top 10 Coins by Percentage Gain (Past 7 Days)

#	Name	Symbol	Volume (24h)	Price	% 7d
1	 DeviantCoin	DEV	\$87,392	\$0.370787	3,009.14%
2	 HEROcoin	PLAY	\$166,214	\$0.003525	585.02%
3	 Lux Bio Cell	LBXC	\$2,930,600	\$0.016961	447.97%
4	 Evedo	EVED	\$655,955	\$0.023918	301.39%
5	 IFX24	IFX24	\$93,795	\$0.014016	278.16%
6	 TrustVerse	TRV	\$4,969,110	\$0.032825	251.39%
7	 The Midas Touch Gold	TMTG	\$35,456,302	\$0.059340	240.19%
8	 Travala.com	AVA	\$1,606,680	\$0.367817	210.46%
9	 KardiaChain	KAI	\$471,995	\$0.001324	199.88%
10	 Grimm	XGM	\$117,487	\$0.011331	175.31%

Top 10 Coins added to Exchanges with the Highest Market Capitalisation (Past 30 Days)

Name	Symbol	Added	Market Cap	Price	Circulating Supply	Volume (24h)	% 24h
 Counos X	CCXX	29 days ago	\$360,761,071	\$20.38	17,703,266	\$501,112	-0.27%
 JUST	JST	12 days ago	\$6,366,771	\$0.007997	796,125,000 *	\$60,592,989	15.45%
 Dune Network	DUN	15 days ago	\$5,977,221	\$0.016629	359,453,163 *	\$39,998	5.97%
 Cartesi	CTSI	26 days ago	\$4,657,847	\$0.034417	135,335,249 *	\$9,235,404	-5.31%
 UCA Coin	UCA	29 days ago	\$2,670,034	\$0.004006	666,588,562 *	\$596	21.71%
 Quiztok	QTCOIN	21 days ago	\$2,017,726	\$0.062397	32,337,119 *	\$3,460,871	4.37%
 Xaya	CHI	14 days ago	\$1,237,654	\$0.028727	43,082,697 *	\$4,200	-3.01%
 Ritocoin	RITO	22 days ago	\$133,335	\$0.000097	1,377,458,322 *	\$545	-17.90%
 NFX Coin	NFXC	13 days ago	\$126,832	\$0.001070	118,512,872 *	\$20,451	-30.27%
 ImageCash	IMGC	22 days ago	\$64,609.51	\$0.013842	4,667,519 *	\$13,349	-3.73%

Crypto & Forex Trading

Safe, simple and fast



24/7 Live Chat Support



Same Day Withdrawals



Reliable & Safe Trading Platforms

Trade with a trusted market leader with an established track record using up to 1:500 leverage.

LEARN MORE



1:500

MAX LEVERAGE



34

CRYPTO PAIRS



55

CURRENCY PAIRS



64

STOCKS



11

INDICES



Solid Platform for Trading

Our state-of-the-art trading platform is suitable for traders of any experience level. First-time traders will find it easy to master, while experienced traders will delight in the wide variety of charts, tools, and deluxe features that it provides.



Mobile Trading

No time to sit in front of a computer and trade? No problem! Trade from virtually anywhere using your smart phone or internet-connected tablet. Trade where you wish, when you wish – no PC required.



Web Trader

Web Trader offers traders the chance to trade exclusively online, with no need to download and install the MetaTrader platform. Simply login to the Web Trader online platform using your CryptoRocket trading account details and you're ready to trade!

Download MT4



Read about us

insidebitcoins.com

blockonomi.com

newsbtc.com

coinspeaker.com



CRYPTO TRADE OPPORTUNITIES

BITCOIN - BTC/USD



Bitcoin's chart shows that the trend is up. However, the bulls are finding it difficult to propel the price above the \$10,000 level. This suggests that the bears are aggressively defending this level.

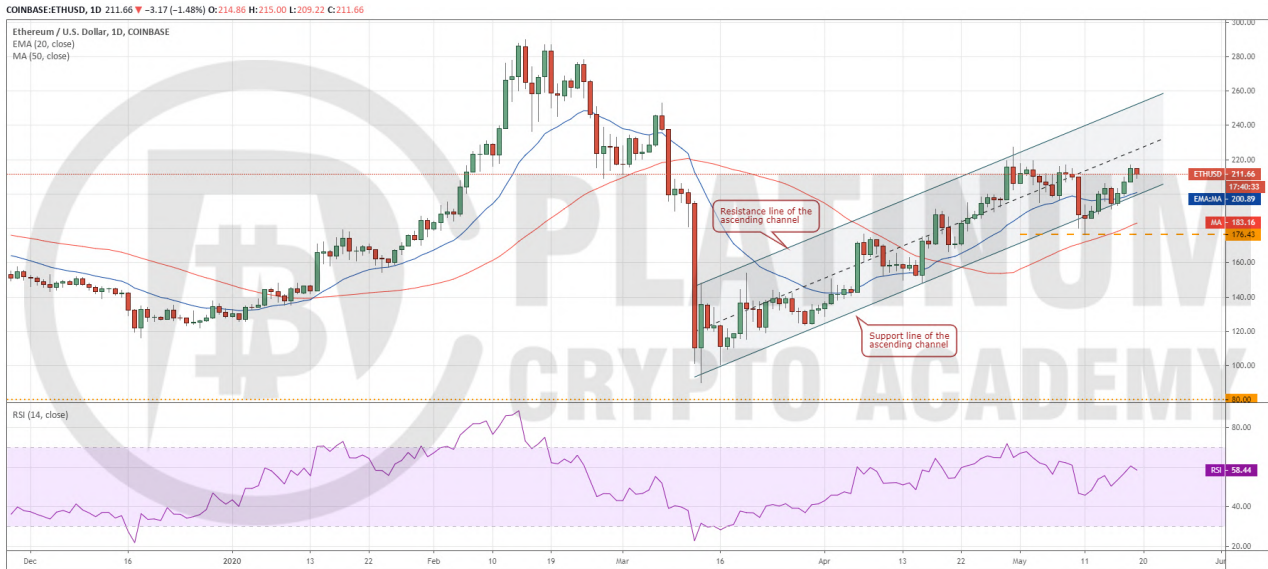
After repeated failures to clear this level, the short-term traders are likely to book profits that can drag the price to the next support at the 20-day EMA. The RSI has also formed bearish divergence, which suggests a pullback might be around the corner.

Nevertheless, as the trend is up, dips should be viewed as buying opportunities. Traders can wait for the price to rebound off the 20-day EMA before initiating long positions.

The first target objective is a move back to \$10,000 and if that is cleared, a rally to \$10,500 is also possible. This level is again likely to act as a strong hurdle but if crossed, it will signal the start of a long-term uptrend.

The first signs of a change in trend will be signalled when the bears sink the BTC to USD pair below the support line of the ascending channel. If this support cracks, a drop to \$8,100 is likely.

ETHEREUM - ETH/USD



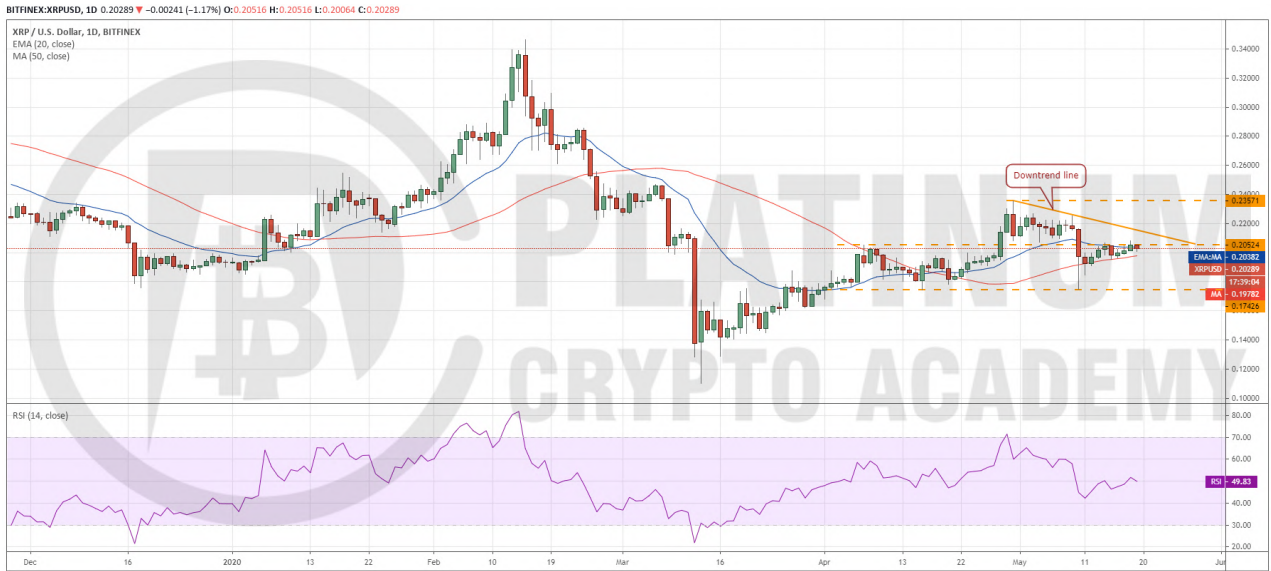
Ether broke above the 20-day EMA on May 13 and traders who purchased on our recommendation given in the previous analysis would be sitting on profits. The biggest altcoin hit a high of \$216.99 on May 18, which was very close to our first target objective of \$220.

Although the bears are defending the \$220 levels, the positive thing is that the bulls have not ceded ground. This suggests that the bulls are likely to make one more attempt to push the price above \$220.

If successful, a rally to \$227.50 and above it to the resistance line of the channel at about \$250 is likely. The traders can watch the price action at \$220. If the bulls struggle to scale the price above it, partial profits can be booked and the stops on the rest of the position can be trailed to breakeven. On the other hand, if the bulls scale the price above \$220, the stops can be trailed higher to protect the paper profits.

The bearish scenario will come into play if the ETH to USD pair turns down from the current levels and plummets below the support line of the channel. If this level breaks, a drop to \$176.43 is possible.

RIPPLE - XRP/USD




XRP has been trading close to the overhead resistance at \$0.20524 for the past few days but the bulls have not been able to propel the price above this level. This suggests a lack of aggressive buying by the bulls as they are not confident of higher levels.

If the bears sink the price below the 50-day SMA, a drop to \$0.185 and below it to \$0.17426 is possible.

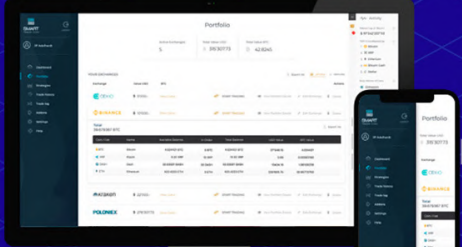
Conversely, if the bulls can break out and sustain the XRP to USD pair above \$0.20524, a move to the downtrend line is likely. This level is again likely to act as a stiff resistance but if crossed, a rally to \$0.23571 is possible.

However, as the pair has been a huge underperformer and is not showing any defined trend, we do not find any reliable buy setup in it.

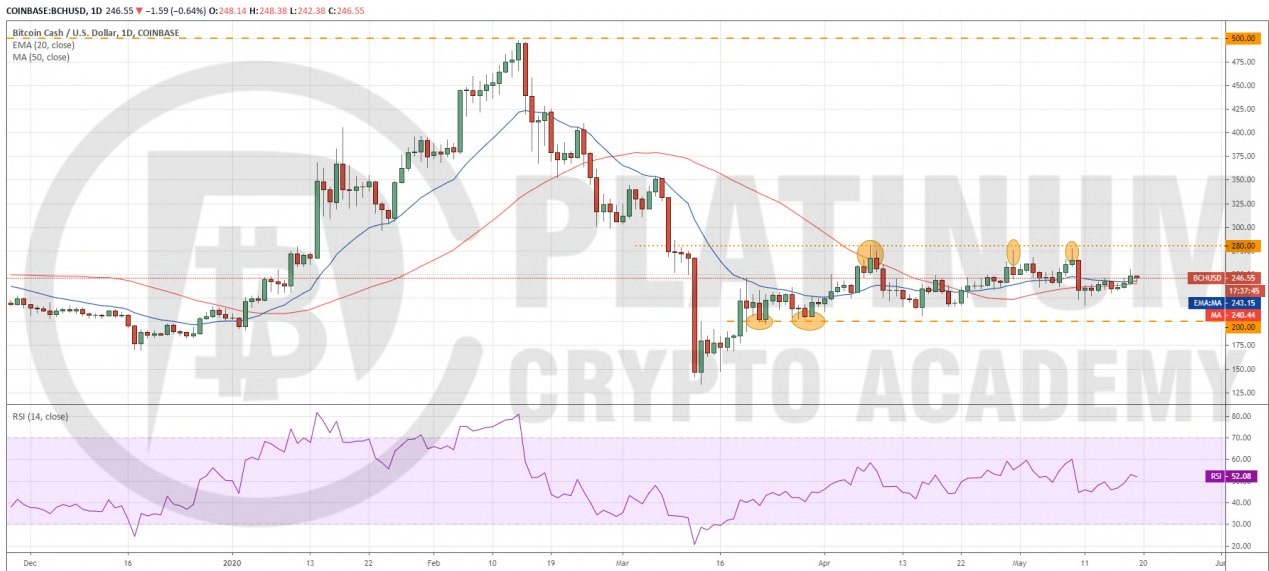
0% TRADING FEES! 

Our trading tool BOT earn up to 30% per month and more!

Try the DEMO version for free.



BITCOIN CASH - BCH/USD



There is nothing much happening in Bitcoin Cash. It has been stuck near the middle of the large \$200-\$280 range for the past few days. Both moving averages are flat and the RSI is close to the midpoint, which suggests a balance between demand and supply.

If the bulls can drive the price above \$255, a rally to \$280 is likely. The bears are likely to defend this level aggressively. Nonetheless, if the bulls can propel the BCH to USD pair above \$280, a new uptrend is likely. Hence, traders can initiate long positions if the price sustains above \$280.

Conversely, if the bears sink the price below \$225, a drop to \$200 is possible. This level has not been broken since March 23; hence, we expect the bulls to aggressively defend it. Traders can buy a bounce off \$200 with a close stop-loss.

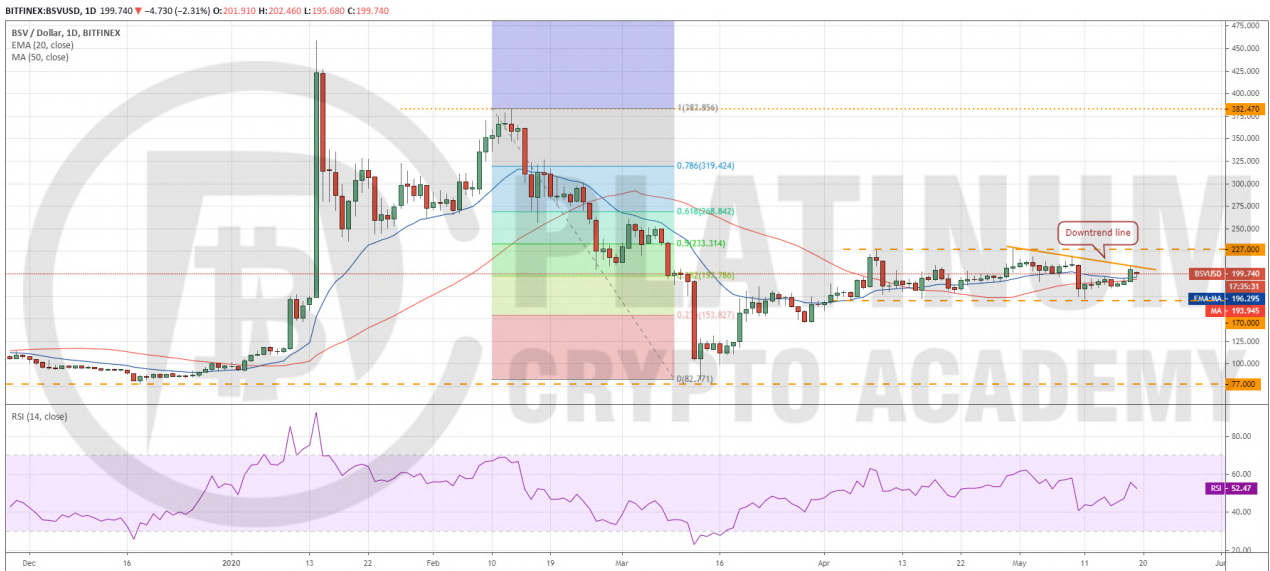
Trading inside a range can be volatile and difficult to predict, hence, we do not find any reliable buy setups at the current levels.

SafePost

SafePost® is an innovative and secure solution alternative to traditional emails and document storage.
(a market of more than \$ 200 billion / year with more than 3.5 billion users)

JOIN OUR IE0 ON P2P b2b

BITCOIN SV - BSV/USD



Although the bulls broke above the 20-day EMA on May 18, they have not been able to scale above the downtrend line. However, the positive thing is that Bitcoin SV has not ceded ground, which suggests that the short-term traders are in no hurry to close their positions.

If the bulls can push the price above the downtrend line, a rally to \$227 is possible. The bears are likely to mount a strong defence of this level, hence, traders who are long can book profit at these levels.

In case the strong momentum carries the price above \$227, a new uptrend is possible. Traders who could not buy close to \$170 can initiate long positions after the BSV to USD pair sustains above \$227.

Conversely, if the pair turns down from the current levels and slides below \$184, a retest of \$170 is possible. Therefore, traders can trail their stops to breakeven.



Benefit from fully automated and algorithmic
TRADING BOTS AND SIGNALS!



CRYPTONAIRE WEEKLY AD CAMPAIGN



RESERVE YOUR SPACE NOW

ADVERTISE WITH US @ CRYPTONAIRE WEEKLY

THE #1 CRYPTO TRADING MAGAZINE | WEEKLY TOP TRADES, ICOs AND MARKET UPDATES

We are providing complete advertisement package for your project inclusive of:

- Front Cover Feature page Cryptonaire Weekly
- Full article review, including any media and Details about your project
- Email Campaign
- Social Media Exposure
- Video Reviw

Your exposure with Platinum Financial Media Service is [Here](#)



ADVANCEMENTS IN THE CRYPTOCURRENCY WORLD

Institutional Investors Push CME Bitcoin Trading Products to Record Highs



Chicago Mercantile Exchange (CME), the world's leading financial derivatives marketplace, is seeing new record highs for its Bitcoin trading products.

Crypto data analytics firm Skew reveals that in the first half of May, CME BTC options open interest, which is the total number of futures contracts held by market participants at the end of the trading day, hit a new high.

As of May 14, the exchange secured open interest of 10,792 Bitcoin futures trading contracts, equivalent to a total of 53,960 BTC, currently valued at \$512 million, setting a fresh all-time high for the product, according to data provided by a CME representative to Cointelegraph.

On May 13 and May 14, CME's Bitcoin options product also saw an all-time volume high with 4,389 BTC worth of contracts. Open interest likewise pulled off a new record with 14,535 BTC worth of contracts.

Data shows CME also hit a new record for its large open interest holders (LOIH) on May 4th with 66 LOIHs. These are holders with an open interest of at least 25 BTC futures contracts. The firm's record LOIH figures indicate that institutional investors are boosting the volume spike in Bitcoin trading products.

[Read more...](#)

Crypto.com Rolls Out Visa Card to 31 European Nations



Crypto.com said Friday it has begun shipping its crypto-to-fiat card, the MCO Visa, across the European Union.

In total, 31 European countries, including the EU's 27 member states, now have access to the card that lets users pay in crypto, it said in a blog post. The Hong Kong company received approval to bring the program to the European market in October.

Coinbase's own, similar card is available to 29 European nations, according to its FAQs.

MCO Visa was previously only available in the U.S. and Asia. Crypto.com also announced Thursday its U.S. cardholders could begin integrating with Apple and Google Pay.

The card works by exchanging users' crypto for local fiat when the user loads crypto onto the card.

Crypto.com claimed in a blog post it already had "thousands of reservations" from EU consumers lined up for the MC Visa card and further claimed its user base was over two million.

CEO Kris Marszalek said in the blog post the expansion to a potential market of half a billion people continues Crypto.com's plot for world domination.

[Read more...](#)

Nvidia Accused Of Misrepresenting More Than \$1 Billion In Crypto Mining Biz



In a newly amended lawsuit, documents have shown that investors are accusing Nvidia of not revealing the amount of money they raised by selling graphic cards to various crypto mining firms.

The amended class-action lawsuit against the firm claims that Nvidia violated the Securities Exchange Act for failing to reveal that its gaming revenues relied heavily on the sale of GPUs to crypto miners.

According to the court documents that were filed on May 14, Nvidia knowingly misrepresented financial statements thereby understating by approximately \$1 billion in the sale of GPUs to crypto miners between 2017 and 2018.

The court documents show that the sales to the miners represented more than half of the entire firm's total sales revenues.

Nvidia's Legal Storm

Nvidia has been confronted with numerous lawsuits, primarily from investors following the crash of its stock value by 30% after the firm warned that its total revenues would decrease by 7% in 2018.

The amended court documents claim that the company falsified financial statements, misleading consumers and investors that Nvidia's reliance on crypto-related revenues was just small.

[Read more...](#)

Fed Chair: 'We Have the Ability to Create Money Digitally'



Chair of the United States Federal Reserve Jerome Powell recently spoke about measures taken during the financial crisis, with many on Twitter viewing his remarks as evidence of the need for cryptocurrency.

In a May 17 interview on 60 Minutes, Powell spoke to news anchor Scott Pelley, saying the Fed had essentially flooded the economy with money printed in response to the Dow Jones falling in March and investors turning away from U.S. Treasuries.

According to Powell, the Fed can print U.S. dollars digitally in addition to creating physical bills:

“As a central bank, we have the ability to create money digitally. And we do that by buying Treasury Bills or bonds for other government guaranteed securities. And that actually increases the money supply. We also print actual currency and we distribute that through the Federal Reserve banks.”

When asked by Pelley whether the Fed could do more during the pandemic, Powell said it was “not out of ammunition by a long shot,” stating the bank would enlarge its existing lending programs for “as long as we need to.”

[Read more...](#)

MoneyGram to Offer Direct Deposits in India Via Federal Bank; Both Members of RippleNet



MoneyGram will now offer direct deposits to India following its partnership with Federal Bank, one of the leading financial institutions in the country. According to a recent announcement by the payment system service provider, this alliance will be strategic in offering its Indian clients an account credit option via the Federal Bank. The MoneyGram announcement reads,

“Through this partnership, millions will be able to receive deposits directly in their bank accounts without leaving the confines of their homes which is imperative in the current situation.”

As highlighted, this milestone is expected to further assist in COVID-19 mitigation following the ‘new normal’. Most economies have moved towards e-payment networks in a bid to keep the virus at bay. Given this situation, the alliance between MoneyGram and Federal Bank is especially important.

Furthermore, World bank stats indicate that India continues to dominate the global remittance market with 2019 recording over \$82 billion. Notably, Federal bank enjoys 15% of this market and is therefore expected to significantly boost the partnership. MoneyGram’s Chief Revenue Officer, Grant Lines, echoed that they are confident of the value proposition by Federal Bank,

“Federal Bank is known throughout India as a pioneer in digitizing financial services, and we’re proud to partner with them to enable millions of people the option to receive money directly into their bank account.”

[Read more...](#)



TheLoveChain

A decentralized social media platform for **love.**


The LoveChain is *forever.*



LIVE FEED!

REGISTER TO USE PLATFORM

THE LOVECHAIN EXPLAINED IN 2 MINUTES.



A unique social media platform dedicated to the people and things we Love



An e-commerce marketplace built around the "Love economy"




An integrated wallet rewards management and payment solutions system incorporating cryptocurrency

ProBit Announces The Lovechain's IEO Opening On May 4th! Click For Details.

25% Bonus : PROB | 20% Bonus : USDT, BTC, ETH, XRP



www.thelovechain.io



JK Rowling jokes about her 'significant Ethereum holdings'



Harry Potter author JK Rowling continued to rile up Bitcoin supporters today, when she apparently revealed her allegiance to BTC's No.1 competitor—Ethereum.

Rowling tweeted, "This is getting silly. I'm not joining the Bitcoin community. It should be perfectly obvious by now that I've been trolling Bitcoin in the hope of boosting my significant Ethereum holdings.*"

But she added, "* This is also a joke."

Rowling dipped a toe into the cryptocurrency world on Friday, May 15, when she ventured to ask: "What is Bitcoin?" The barrage of replies she received did little to further her curiosity, and within days she had announced her regret at ever mentioning Bitcoin.

"3. Never be flippant about Bitcoin on Twitter," she said today, on a list of things to avoid, adding, "On point 3: my mentions are still full of people trying to get me to buy Bitcoin or to explain it to me. It's very kind of you, but I swear, I now feel fully educated on the subject."

Ethereum, launched in 2015, is currently the second largest cryptocurrency in the world, with a market cap of over \$23 billion. Co-founded by Vitalik Buterin, Ethereum pioneered the use of smart contracts, and is expected to undergo a major scaling upgrade in the coming months and years.

[Read more...](#)

Reddit's ETH-Based Token Rewards Dominated by Fortnite Users; 80% Holding Bricks, Not Moons



Reddit's recently launched 'community points', an initiative based on the Ethereum blockchain, is gradually gaining traction. Stats show that over 10,000 addresses have already been created within its ecosystem.

The popular social media network pioneered its ETH based tokens, Moons and Bricks, on the Rinkeby testnet as it prepares to integrate with the mainnet.

Figures provided by etherscan.io show that more users are signing up for Bricks; a token designed for Fortnite users (r/fortniteBR). On the other hand, Moons (r/cryptocurrency), meant for crypto users within Reddit's community, are growing at a slower rate.

Out of the 11,486 wallets created so far, close to 9,276 stems from the Fortnite community. This is roughly 81% while Moons takes up the rest with an estimated 2,210 addresses as of press date.

As for transactions, Bricks oriented wallets have facilitated around 10,257 with Moons producing 2,466. This translates to an almost 1:1 ratio when compared to the number of created wallets.

A Double-Edged Sword for Ethereum's Network?

This move by Reddit into blockchain has thrilled the crypto community, especially those loyal to Ethereum's network.

[Read more...](#)

Visa Patent Filing Would Allow Central Banks to Mint Digital Fiat Currencies Using Blockchain



Visa looks to be laying the groundwork for a future in which fiat currencies such as the U.S. dollar could be easily turned into a central bank digital currency (CBDC).

The California-based payments giant, which processes upwards of 100 million transactions every day on average, has filed a patent application for a process for turning physical fiat currency into a newly digitized version.


The filing, which was filed with the U.S. Patent and Trademark Office in November and made public on Thursday, says the system would be able to mint digital fiat currency and keep a tally of all issuances on the blockchain. Managed by a “central entity computer,” the system would also remove physical cash from circulation.

By the sounds of it, newly created digital fiat would be the exact equivalent, like for like, with physical cash. The denomination and serial number would even be carried over into the new system. The patent also says some sort of “trusted certificate” would be required to mint the digital cash, presumably to keep issuance a tightly controlled process.

Visa doesn’t give much away about what a “central entity computer” would be specifically, though the filing states: “A central entity may be a central bank, which regulates a monetary supply.”

[Read more...](#)

China's Top Digital Bank to Foster DLT Innovation in Singapore's Universities



China's top digital bank, WeBank, has partnered with OpenNodes, a distributed ledger technology (DLT) platform by Singapore's Infocomm Media Development Authority.

Through the new partnership, WeBank will provide the FISCO BCOS blockchain platform to Singaporean academics to innovate and build on.

The initiative seeks to offer the blockchain platform as an "innovation playground" to Singapore's student communities to expedite development in the field of DLT.

As a requirement of participation in the program, all innovations produced through the FISCO BCOS initiative are made available as open-source.

The program hopes to stimulate research into blockchain applications for the supply chain and finance sectors.

WeBank to support DLT development in Singapore

Students from Singapore University of Technology and Design, Nanyang Technological University and Singapore Management University are expected to participate in building with the FISCO BCOS platform.

[Read more...](#)

Rich Dad Poor Dad Author Says Bitcoin Will Rise to \$75,000 by 2023 As US Economy Is Dying



The author of the “Rich Dad Poor Dad” personal finance book series, Robert Kiyosaki, says he believes that Bitcoin will surge to \$75,000 as the US economy withers amid the global pandemic.

In a viral tweet, Kiyosaki says he’s betting on hard assets like gold and Bitcoin to prepare for a possible economic meltdown due to misguided government policies.

“ECONOMY [is] dying. FED incompetent. Next BAILOUT trillions in pensions. HOPE fading. Bought more gold silver Bitcoin. GOLD @\$1700. Predict \$3000 in 1 year. Silver @ \$17. Predict \$40 in 5 years. Bitcoin @\$9800. Predict \$75000 in 3 years. PRAY for the BEST-PREPARE for the WORST.”

The latest data supports the author’s assessment that the economy is not faring well. In April, retail sales fell a record 16.4% while manufacturing output posted a record-breaking 13.7% decline.

Meanwhile, the Federal Reserve expects the US economy to tank by the end of the second quarter. Investment analyst Sebastian Sienkiewicz explains that the central bank looks at key monthly economic data to forecast a 48.07% annualized plunge in the US GDP in the second quarter of 2020.

[Read more...](#)

THE GOLD INCOME PLAN – TPX BULLION



Hi Crypto Network,

TPX Network was set up to solve several problems in this new era of technology. Not only the blockchain and its uses, but global uncertainty in the trading markets, trust of these new currencies and the fact that nearly 40% of the world's population have no access to banking or the trading opportunities we take for granted.

One single thing has outlasted every single world currency. So at TPX we decided to start there. Gold. A store of value for over 5000 years. Every government, every bank knows its value and stores it.

The downside is, it's bulky, heavy, requires storage, insurance etc etc. So, historically not easy for the man in the street to handle. Even though, most financial experts agree that at least 20% of any portfolio should be in gold. "If you're building a skyscraper, you need solid foundations".

Over the past 15 years gold value has risen over 400% !

even last year 21%.

At TPX Network we also work with a money transfer company. More problems to solve. The cost of converting currency. The time delays, the floats (Money kept by agents as security).

TPX Network have a solution for all.

Firstly....

For traditional investors and traders..

- 1: We offer a guaranteed 4% annual yield (Minimum)
- 2: We offer expert one to one service and personal advice with our gold brokers.
- 3: We offer Free secure storage for all gold bought through us at Brinks.
- 4: We use Lloyd's of London to fully insure your gold from time of purchase.
- 5: Transportation from mines to storage is covered by us.
- 6: We offer a guaranteed minimum yield annually for total peace of mind.
- 7: Gold is independently audited bi annually.
- 8: We have plans/options to suit everyone, from the seasoned investor to someone completely new to gold or to Cryptocurrency.

Simply email for a personal consultation accounts@tpxnetwork.com
or visit www.tpxbullion.com

Secondly.....

For the money transfer market we needed a cryptocurrency we could trust. Most cryptos can literally drop to worthless.

So we have introduced a modern day version of the Gold Standard.

TPXGold is a Token cryptocurrency that can be sent (Transferred) to anywhere in the world in seconds, with virtually no costs. Every single TPXGold token has a minimum of 1gram of physical gold stored at Brinks and insured by Lloyd's of London acting as a safety net. Just like major currencies used to have before governments started printing money with no backing !

This gold is also independently audited.

The token price is never actually FIXED to the gold stored and as such can rise and fall as we create greater demand and greater uses for the limited token. But as security the token will always be worth at least the same as the gold securely stored behind it.

(Why would anyone want to sell a \$50 note for less than \$50)?

TPXGold along with the APP we will develop will disrupt an industry. Providing a cost effective access point for anyone to trade, save, invest or transfer wealth globally.

A guaranteed minimum yield of 4% annually.
(e.g Jan 2019 to Jan 2020 yielded over 21%).

Historic Gold Price Increases (For information, not a prediction of future performance)

- Jan 2019 to Jan 2020 up 21.04%
- 3 years up 27.24%
- 5 years up 44.25%
- 10 years up 72.73%
- 15 years up 447.39%



Security and complete peace of mind for you and your family

Gold has been a trusted store of wealth for centuries.

At TPXBullion we have removed all of the barriers and made gold ownership accessible to absolutely anyone.

With monthly plans from as little as £50.00 GBP/\$100 USD.

All Gold is fully insured by Lloyd's of London, securely stored at Brinks and fully documented and audited.

Gold for you, your future and your family.

To learn more or speak to us

Call: +44 (0)7931 806722

or visit www.tpxbullion.com

(Live chat available office hours)

See T&Cs on site for full details.

TPXGold is initially available at www.livecoin.net with many more platforms to follow.

Contact us at accounts@tpxnetwork.com

or for more information about the token visit www.tpxnetwork.com

We also have two numbers dedicated to clients.

Office UK

+44 (0)2920 786400 (9am to 5pm Mon – Fri).

Paul Mobile UK.

+44(0)7931 806722 (9am to 9pm Mon to Sat)

Leave message to receive call back.

TECHNOLOGY IS THE SOLUTION TO THE PROBLEMS THE ENERGY SECTOR IS FACING



Hi Crypto Network,

Recently, a well-known company on the German and austrian energy markets announced the launch of their blockchain initiative with its ambitious plans to bring the sector to a whole new level.

LCG Energy is a licensed utility provider, energy reseller and contractor with over a decade of experience, more than 50.000 customers in Europe and a €40 million revenue in 2019 alone. With the company on its way of acquiring renewable energy projects worth €80 and a €200 million forecasted revenue for 2020, we met with the CEO Mr Michael Opitz to find out more about the plans of LCG Energy to become a blockchain pioneer in the energy industry..

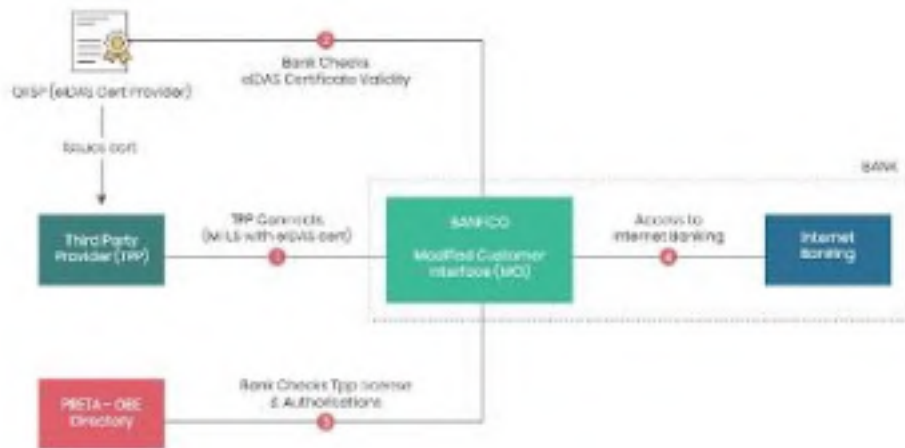
Q: MR OPITZ, WHAT HAS BEEN THE ROLE OF TECHNOLOGY AND PARTICULARLY DIGITIZATION IN THE ENERGY SECTOR OVER THE LAST DECADES?

M: It is truly fascinating how technology has driven progress in the energy sector. Application of digital technologies in the energy industry date from 1970, almost 50 years ago. Digitization has helped utility companies and the whole petroleum industry to greatly increase their efficiency. Today the whole energy sector is completely reliant on digitized processes and could not function without them.

As every coin, this one also has two sides – digitization is not without its flaws as it makes the user vulnerable to cyberattacks. Particularly in the case of the energy industry, the damage caused by a potential cyberattack against a utility grid could have a massive impact on whole economies. Just recently, a cyberattack performed by Russian hackers succeeded in shutting down the power in whole areas in Ukraine, resulting in substantial losses and thousands of people left without access to electricity. However, we strongly believe that the advantages of digitization outweigh the disadvantages – it is up to us to find solutions to the problems that are suppressing it to unfold its full potential.

Q: WHAT ARE THE MAIN PROBLEMS THAT THE SECTOR IS CURRENTLY FACING? HOW ARE THEY TO BE RESOLVED BY TECHNOLOGICAL PROGRESS?

M: Considering the level of interrelatedness between the energy industry and the whole industrial sector, as well as the vital part energy plays in our everyday life, it is imperative that we analyse the picture from a broader perspective. First thing that comes to mind are the environmental issues that are specifically caused by global energy consumption – this means we are not counting pollution by plastic waste and other similar activities. Legislations around the world have already imposed strict measures, forcing energy companies to severely cut down their carbon footprint and overall reduce the air, water and soil pollution caused by dubious waste disposal practices, the petroleum industry and many others. This in turn drastically increases the cost across the supply chain of companies in the energy sector – they have to cope with severe fines if they fail to comply with the new regulations, invest more money into research and development of alternative and more sustainable ways of operation and reduce the share of cheap fossil fuels for energy production that have the trade-off between cost and environmental impact.



Q: WHAT ABOUT EMERGING TECHNOLOGIES LIKE ARTIFICIAL INTELLIGENCE, AUTOMATED MACHINE LEARNING AND BLOCKCHAIN TECHNOLOGY?

M: The rate of technological progress is exponentially increasing – today, we are witnessing a stunning degree of innovations across multiple industries, some of which seemed like a far-fetched concepts from a sci-fi movie 15 years ago. AI is one of those concepts that has come a long way since its emergence and is already being implemented successfully including many industries such as energy and space exploration. Artificial Intelligence and automated machine learning enable advanced automation methods and can potentially find use cases virtually everywhere, making tasks that are performed by human labour completely automated.

Q: TELL US MORE ABOUT BLOCKCHAIN AND ITS POTENTIAL USE CASES IN THE ENERGY SECTOR. HOW DOES YOUR PROJECT UTILIZE IT?

M: Blockchain and distributed ledgers have been the cause of heated debate – a few years back, shortly after the launch of Bitcoin, people were mostly divided into two camps that were either strongly optimistic or pessimistic towards the technology. Today, there is no denying that the advantages blockchain can bring to the table in terms of security and flexibility are revolutionary.

In the energy sector, blockchain technology could enable decentralized P2P marketplaces for energy trading which offer much more transparency and security compared to traditional financial methods. What is more, the technology will enable micro producers of renewable energy to trade their excessive energy locally, thereby making production of renewable energy more lucrative and incentivizing its adoption. There are projects working on similar solutions already that have delivered promising results.

With our project, we plan to go a step further and explore the potential of blockchain in bringing new solutions for the supply chain of utility companies. Over the last 2 years we have been working on an integration between Smart Meters and blockchain that would enhance their scope of functionalities and increase the efficiency of energy reporting, analysis and optimization. What is more, we plan to create a blockchain-based platform that would provide a scope of financial services for the energy industry such as investments in renewable energy projects and payments with an unmatched level of security. Users will also be able to obtain a wide scope of energy related services through our 1100 suppliers and partners, essentially becoming members of a full-fledged energy ecosystem.

Q: DO YOU BELIEVE THAT IT IS A MATTER OF TIME TO WITNESS A WIDESPREAD USE OF BLOCKCHAIN IN THE ENERGY INDUSTRY?

M: Yes, we at LCG Energy strongly believe in the important role blockchain will play in the energy sector. The technology is already being implemented across multiple industries – corporations like IBM have been researching and developing blockchain solutions for more than 2 years now. Even governments have acknowledged that blockchain can provide a whole new level of transparency and are working on its implementation for voting procedures and data infrastructures.

Based on the proven advantages of blockchain technology, we believe it is merely a matter of time for utility companies to start implementing it for their operations. We plan to become a pioneer in the sector and set the bar for others to follow.

To learn more about the LCG Energy project, the company behind it and their upcoming blockchain initiative, visit <https://lcg-energy.com/>.



CRYPTONAIRE WEEKLY CRYPTO INVESTMENT JOURNAL

PLATINUM CRYPTO ACADEMY

BitFi

The New Paradigm in Crypto Security

We are so confident that you will love the product that we are offering a 30 day free trial of the device, so you can see how easy it is to use and how well it works at keeping your crypto safe.

Order a 30 Day Free Trial



WWW.PLATINUMCRYPTOACADEMY.COM

FOREX TRADING INSIDER

18th May 2020

EXPERT FOREX TRADING TECHNIQUES

**Dollar holds firm on China tensions;
negative rates talk sinks pound**

**Yen Beating G-10 Peers Has Asset
Managers Betting on More Gains**

**Pound, Euro to Extend Weekly Losses;
Virus Impact Will Continue to Dominate**

**As lockdowns ease, commodity
currencies cautiously move up**

Editor's Letter



Nirav Shah has been a professional trader since 2001. His keen interest in the financial markets was passed down from his father who worked for one of London's most prestigious stock brokers.

He comes from a family of traders that have worked for institutions such as ICAP, Bank of America and Citibank.

In 2008 Nirav started developing his algorithm after an in-depth study alongside 3 other Institutional Traders and for 2 years he spent well over £500,000 in his research and development to create an algorithm that would actually study 18 indicators and combine them with an institutional orders flow. Nirav Shah is the creator of The Platinum Trading Methodology, a proprietary trading and analysis method.


Nirav has been a commentator on CNBC about the financial markets, and has written many trading articles for some of the world's best-known financial publications.

Nirav's trading philosophy is one of low risk, high probability trading, a style that is very patient and disciplined but brings great rewards. He is now willing to share his vast experience with anybody who is open minded enough to learn how to trade professionally.

Nirav Shah

Nirav Shah

Chief Editor



Good Morning Platinum Traders,

The US dollar was pretty strong last week with the aussie and in particular the pound and kiwi very bearish on the back of it. The US dollar basket (DXY) is on the move again with resistance around the 101.05 and 101.70 on the 50 / 38 fibs respectively.

There were some decent trading opportunities once more on our market caps (important trading zones).

Also keep a watchful eye on our daily updates for the individual pairs each day on the floor as this information will put you on the right side of the market, both technical and fundamental wise with relevant support / resistance levels quoted on there to plot onto your charts. Once you have your directional bias, then bring your technicals into play, fibs, start buying on dips in bullish moves, whilst selling rallies into any strength on bearish plays. BPC trades should always be on your radars as well.

Looking ahead to this week we are fairly light as regards tier one red flag news events although we do have Fed chair Powell, BOE governor Bailey and RBA governor Lowe all speaking and therefore to be mindful of.

Contents

THIS WEEK IN THE FOREX MARKETS	4
Dollar holds firm on China tensions; negative rates talk sinks pound.....	4
Yen Beating G-10 Peers Has Asset Managers Betting on More Gains.....	5
Pound, Euro to Extend Weekly Losses; Virus Impact Will Continue to Dominate	6
As lockdowns ease, commodity currencies cautiously move up.....	7
British Pound Slumped Post Brexit Talks, GBP/USD Eyeing Reversal?.....	8
KEY ANALYSIS OF MAJOR PAIRS	10
EUR/USD.....	10
GBP/USD	11
TOP TRADING EVENTS	12
COT DATA	13
HOW TO BECOME SUCCESSFUL TRADING FOREX - THE MINDSET OF SUCCESSFUL FOREX TRADERS	17
ADVANCED FOREX TRADING STRATEGIES	21
VIDEO	27
MASTERING TRADING FOREX REVERSALS STRATEGY	27

THIS WEEK IN THE FOREX MARKETS

Dollar holds firm on China tensions; negative rates talk sinks pound



SINGAPORE (Reuters) - The dollar held its ground on Monday as concern about global tensions with China overshadowed improving sentiment from easing coronavirus lockdowns, while talk of negative interest rates pushed the pound to an almost two-month low.

As Italy announced plans to lift travel curbs next month and parts of the United States emerged from lockdowns in a boost to stocks, growing tensions with China in Europe, the United States and Australia have forced currency traders to raise their guard.

The dollar was a touch firmer against the rangebound Japanese yen at 107.25 yen per dollar as Japan slipped into recession for the first time since 2015.

The greenback was steady on most other Asian currencies after gains last week and flat against a basket of currencies (=USD) at 100.380. It held the New Zealand dollar below 60 cents at \$0.5934, just above a three-week low.

The Trump administration's move to block chip supplies to Huawei Technologies is the latest Sino-U.S. flashpoint, with markets on edge for a response, after China's Global Times newspaper flagged possible retaliation.

[Read more...](#)

Yen Beating G-10 Peers Has Asset Managers Betting on More Gains



The yen's advance versus the dollar this year has more legs, if positioning by asset managers is any guide.

While Japan's currency hasn't really delivered a blowout rally, it has risen every month in 2020, with its 1.5% increase making it the sole gainer among Group-of-10 exchange rates. And the slow yet steady performance seems to have emboldened real-money funds to raise their bullish bets.

The funds have boosted their net long yen positions for five straight weeks, taking them to 47,181 contracts in the period ended May 12, the highest since November 2012, according to the latest data from the U.S. Commodity Futures Trading Commission.

The haven currency has found appeal amid the global market turmoil spurred by the coronavirus pandemic and also benefited from expectations that the Federal Reserve's unprecedented monetary easing and steps to boost dollar supply will weaken the greenback.

While these two catalysts are still in play, concern about a resurgence in U.S.-China tensions over the source of the virus outbreak is emerging as another trigger for investors to seek safety in the yen.

"A major risk-off factor is that this is a presidential election year, which could prompt Trump to go hard on China," said Ko Haruki, head of the financial solutions group at CIBC World Markets in Tokyo. "While risk-off can boost both the dollar and yen, factors related to U.S.-China trade frictions tend to put a stronger upward pressure on the yen compared with the dollar."

[Read more...](#)

Pound, Euro to Extend Weekly Losses; Virus Impact Will Continue to Dominate



Investing.com – The pound and euro are set for a second-straight weekly decline against the dollar on Friday, as analysts’ warn of further pain despite expectations that U.K and Eurozone economic output could improve this month.

GBP/USD fell 0.88% to \$1.2118, a more than seven-week low, while EUR/USD was up 0.12% to \$1.0817.

The impact of the coronavirus will likely continue to keep a lid on the pound and euro even as U.K. and eurozone purchasing managers’ index surveys – set to be released next week - will likely recover in May, UniCredit suggested.

“There are still fears of a second wave of Covid-19 infections after new cluster cases were reported in Wuhan, China, and after new infections have also emerged in South Korea and Germany,” the bank said.

Earlier this week, the U.K. reported GDP had declined 2% in the first quarter of the year, its quarterly biggest decline since 2008. The second reading of Eurozone GDP showed growth fell by a record 3.8% in the first quarter, with analysts warning of a deeper contraction in the second quarter.

“As the lockdowns had a far larger impact in terms of depth and time in 2Q than 1Q and the reopening of economies will happen just gradually, the decline in GDP will be far larger in the second quarter,” ING said.

[Read more...](#)

As lockdowns ease, commodity currencies cautiously move up



SINGAPORE (Reuters) - The dollar wavered on Monday as investor optimism about the re-opening of economies around the world lifted commodity prices and exporters' currencies, while talk of negative interest rates held the pound near an almost two-month low.

Oil futures LCOc1 rose 3%, nudging the Canadian dollar CAD=D3 a touch higher. Dalian iron ore futures DCIOc1 hit a record peak, helping lift the Australian dollar from a one-week low.

As centres of the coronavirus outbreak from New York to Italy gradually lift restrictions, the improved sentiment also supported other Asian currencies. But tension between the United States and China tempered the overall mood and kept a lid on broader gains.

The New Zealand dollar NZD=D3 rose 0.4%, though at \$0.5956 it could not break past 60 cents. The Aussie AUD=D3 was up half a percent, but still remained under 65 cents at \$0.6455.

The Chinese yuan CNY=, a barometer of Sino-U.S. tensions, barely moved from a one-week low hit last week - highlighting the caution underpinning traders' outlook.

[Read more...](#)

British Pound Slumped Post Brexit Talks, GBP/USD Eyeing Reversal?



The British Pound declined on Friday as Brexit talks fell short of making meaningful progress. Michel Barnier – EU’s Chief Brexit negotiator – mentioned that he is ‘not optimistic’ about talks. Across the English Channel, UK Chief Negotiator David Frost said that ‘very little progress’ was made toward the EU pact. With both sides appearing to head for a stalemate, further uncertainty took to its toll on Sterling amid Covid-19.

The S&P 500 and Dow Jones rose 0.25% and 0.39% respectively in a rather quiet session. Risk aversion sank in on a couple of developments. Fears of US-China trade tensions escalated as the White House moved to cut Huawei off from global chip suppliers. According to a person close to the Chinese government, the nation is ready to take countermeasures. This may include suspending Boeing airplane purchases.

Retail sales in the world’s largest economy contracted -16.4% m/m in April which both missed expectations and was the sharpest drop on record. A final push from equities into Wall Street close trimmed earlier losses. Still, the haven-linked US Dollar outperformed as well as the similarly-behaving Japanese Yen. The growth-linked Australian Dollar depreciated.

MONDAY’S ASIA PACIFIC TRADING SESSION

Top-tier event risk during Monday’s Asia Pacific trading session include first-quarter Japanese GDP data. If it sours sentiment by further revealing the severity global growth is facing amid the coronavirus, the Japanese Yen could appreciate. This is as the Federal Reserve warned on Friday that there could be a ‘major decline in asset prices’ if the pandemic worsens.

[Read more...](#)

Crypto & Forex Trading

Safe, simple and fast



24/7 Live Chat Support



Same Day Withdrawals



Reliable & Safe Trading Platforms

Trade with a trusted market leader with an established track record using up to 1:500 leverage.

LEARN MORE



1:500

MAX LEVERAGE



34

CRYPTO PAIRS



55

CURRENCY PAIRS



64

STOCKS



11

INDICES



Solid Platform for Trading

Our state-of-the-art trading platform is suitable for traders of any experience level. First-time traders will find it easy to master, while experienced traders will delight in the wide variety of charts, tools, and deluxe features that it provides.



Mobile Trading

No time to sit in front of a computer and trade? No problem! Trade from virtually anywhere using your smart phone or internet-connected tablet. Trade where you wish, when you wish – no PC required.



Web Trader

Web Trader offers traders the chance to trade exclusively online, with no need to download and install the MetaTrader platform. Simply login to the Web Trader online platform using your CryptoRocket trading account details and you're ready to trade!

Download MT4



Read about us

insidebitcoins.com

blockonomi.com

newsbtc.com

coinspeaker.com



KEY ANALYSIS OF MAJOR PAIRS

EUR/USD

Eurozone industrial production plunged by 11.3% in March, as manufacturing as been hit hard by the Corvid-19 pandemic. German CPI accelerated to 0.4% in April, up from 0.1% a month earlier. Germany's economy contracted by 2.2% in Q4, after a loss of 0.1% in Q3. In the eurozone, second-estimate GDP declined by 3.8%, confirming the initial read. In the U.S., inflation tanked in April, as the economy continues to buckle under the weight of the Corvid-19 pandemic. CPI declined by 0.8%, down from -0.4% a month earlier. The core read fell by 0.4%, down from -0.1% in the previous release. Both figures missed their estimates. Unemployment claims continue to fall and dropped below 3 million last week, with a release of 2.98 million. Still, this missed the estimate of 2.5 million. Retail sales were a disaster in April – the headline figure fell by 16.4%, while the core read declined by 17.2 percent. Analysts had projected declines of -12.0% for the headline and 16.4% for the core releases.



EUR/USD Longer Term view

APRIL 20th, 1.0870 – Euro's recovery from 1.0640 peaked at Key resistance & narrowing 1.1145 – 1.0770 corrective consolidation precedes next Trend move

EUR/USD DAILY UPDATE

Sustained break below 1.0770 support will complete the Euro's Triangle consolidation; establishing an initial downside Target of 1.0640, with potential toward the 1.0300 level over coming weeks.

GBP/USD

In the U.K, first-quarter GDP declined by 2.0%, the first decline in three quarters. Analysts had expected a sharper decline of 2.6 percent. Monthly GDP plunged by 5.8% in February, but this beat the forecast of -7.9 percent. On the manufacturing sector, manufacturing production fell by 4.6%, the first decline since November. This figure beat the estimate of -6.0 percent. In the U.S., inflation contracted in April, as the economy continues to buckle under the weight of the Corvid-19 pandemic. CPI declined by 0.8%, down from -0.4% a month earlier. The core read fell by 0.4%, down from -0.1% in the previous release. Both figures missed their estimates. Unemployment claims continue to fall and dropped below 3 million last week, with a release of 2.98 million. Still, this missed the estimate of 2.5 million. Retail sales were awful in April – the headline figure fell by 16.4%, while the core read declined by 17.2 percent. Analysts had projected declines of -12.0% for the headline and 16.4 for the core releases.



GBP/USD Longer Term view

APRIL 21st, 1.2440 – Sterling's advance from 1.1405 March low is losing upside momentum and cautions risk of sell-off back toward 1.2180/1.2150

GBP/USD DAILY UPDATE

Sterling's sold-off well and there is still potential for this decline to extend toward Key 1.1880/1.1850 support over the coming days,

TOP TRADING EVENTS

TOP TRADING EVENTS

Date	9:26am	Currency	Impact		Forecast	Previous
Sun May 17	11:00pm	USD	🔴	Fed Chair Powell Speaks		
Mon May 18						
Tue May 19	▶2:00pm	USD	🔴	Fed Chair Powell Testifies		
Wed May 20	1:30pm	GBP	🔴	BOE Gov Bailey Speaks		
Thu May 21	2:30am	AUD	🔴	RBA Gov Lowe Speaks		
	8:30am	GBP	🔴	Flash Services PMI	20.0	13.4 ▲
	1:45pm	USD	🔴	Flash Manufacturing PMI	37.5	36.1 ▲
Fri May 22	6:30pm	USD	🔴	Fed Chair Powell Speaks		
	6:00am	GBP	🔴	Retail Sales m/m	-16.0%	-5.1%
	7:15am	EUR	🔴	French Flash Services PMI	28.8	10.2 ▲
	7:30am	EUR	🔴	German Flash Manufacturing PMI	39.0	34.5 ▲
		EUR	🔴	German Flash Services PMI	26.2	16.2 ▲
	11:30am	EUR	🔴	ECB Monetary Policy Meeting Accounts		
Sat May 23						

11,00.00

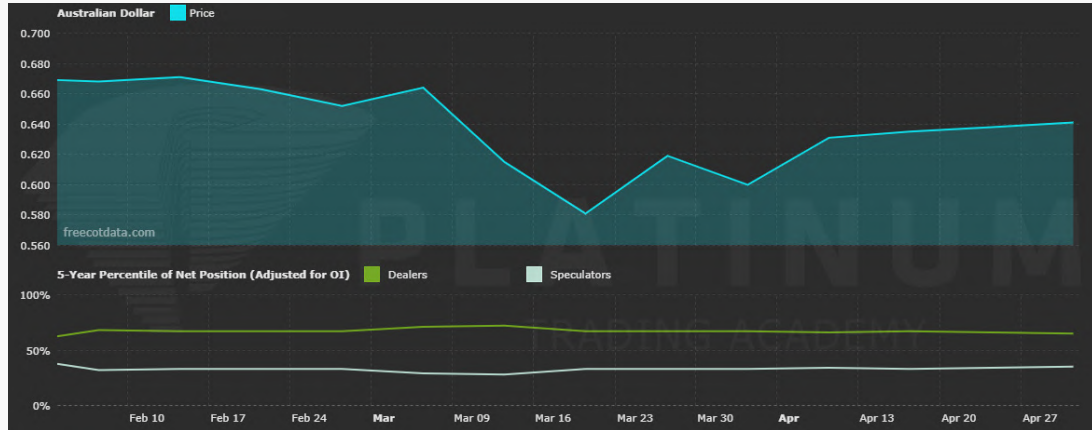
ATFX

INTRACTIVE WEBINAR • LIVE QA

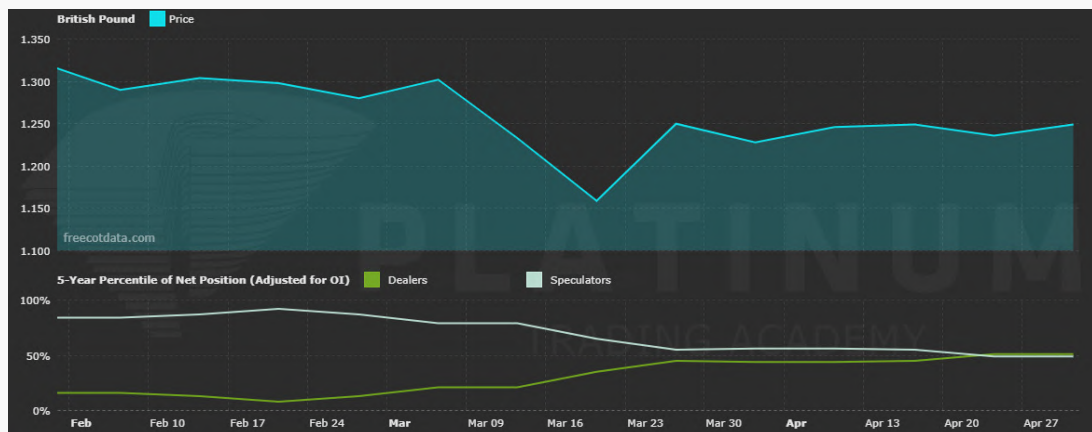
The banner features a dark background with a grid of blue and red dots. In the center, there are three devices: a laptop, a tablet, and a desktop monitor, all displaying various financial charts and data. The ATFX logo is prominently displayed in the upper center. At the bottom, a white and red banner contains the text 'INTRACTIVE WEBINAR • LIVE QA'.

COT DATA

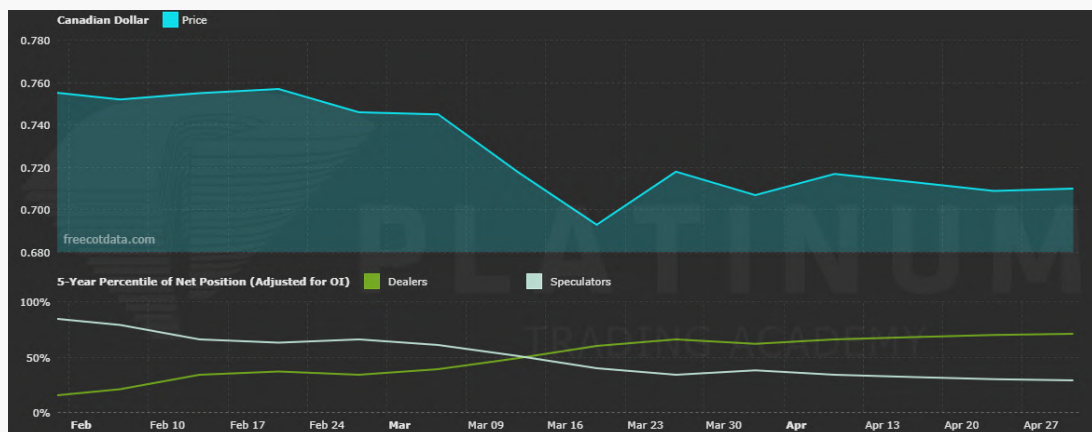
AUSTRALIAN DOLLAR COT REPORT



BRITISH POUND COT REPORT



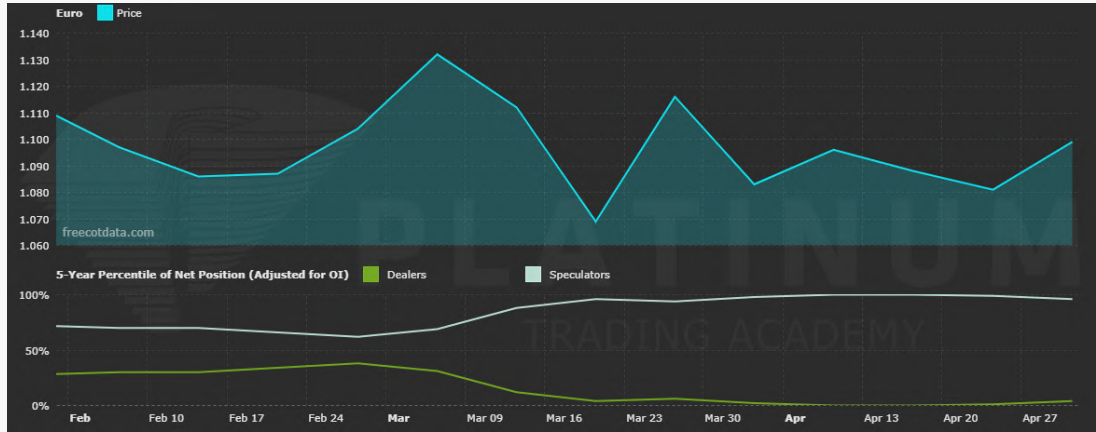
CANADIAN DOLLAR COT REPORT



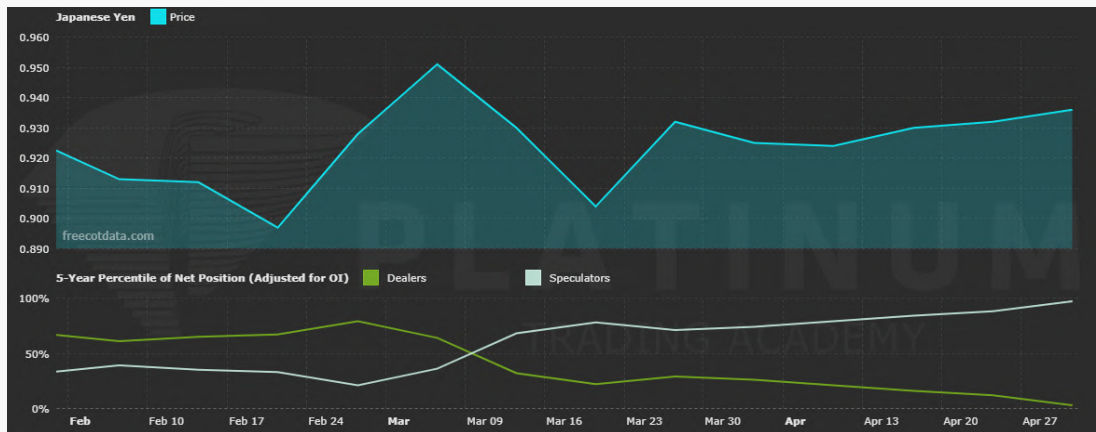
COT DATA

COT DATA

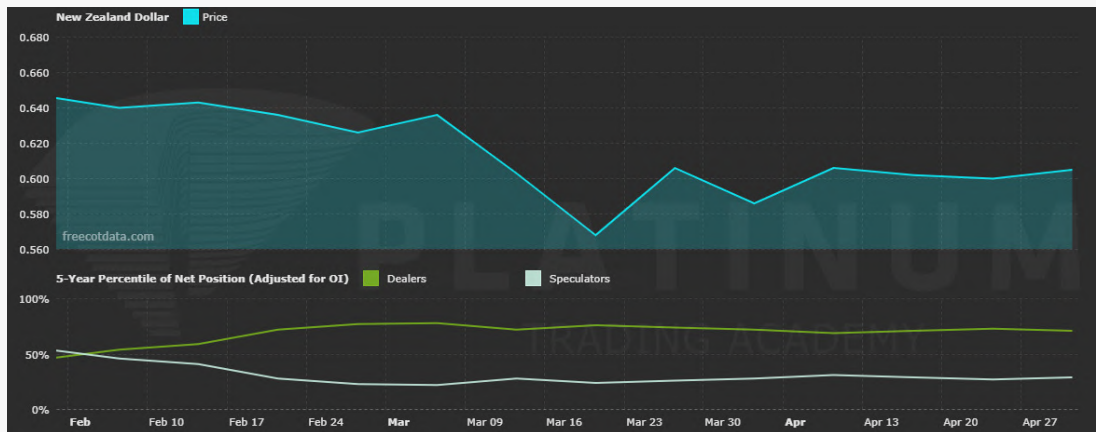
EURO COT REPORT



JAPANESE YEN COT REPORT



NEW ZEALAND DOLLAR COT REPORT

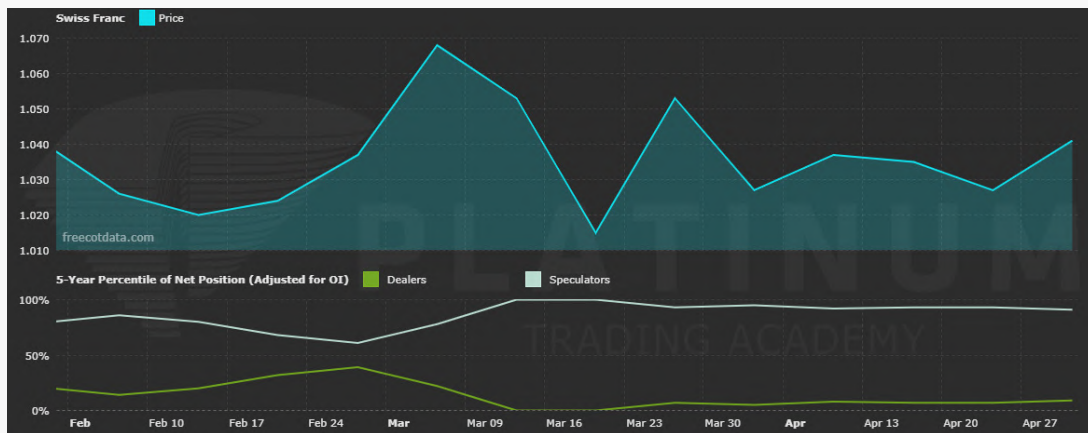


COT DATA

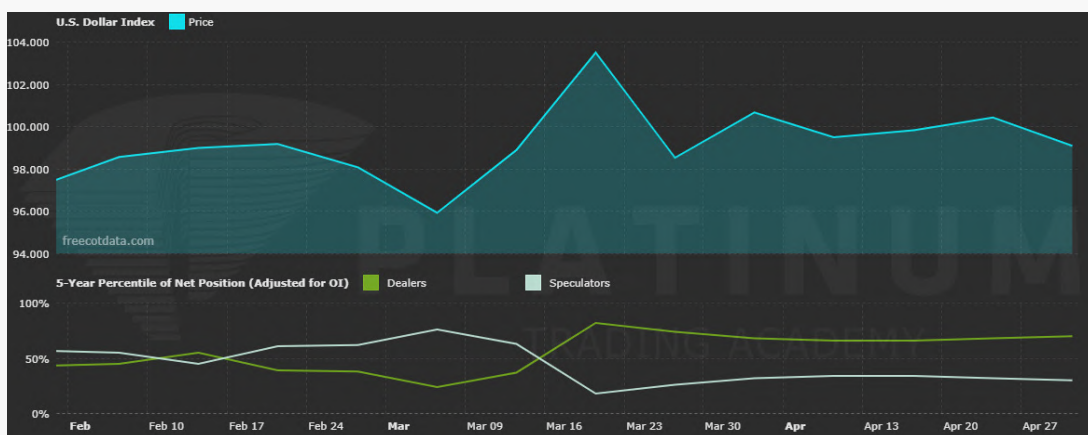
COT DATA

COT DATA

SWISS FRANC COT REPORT



US DOLLAR INDEX COT REPORT



MARKETS.COM
INNOVATION | KNOWLEDGE | PERFORMANCE

74-89% of retail spread bets and CFD accounts lose money.

LEARN TO TRADE THE FINANCIAL MARKETS

GET STARTED WITH YOUR CONSULTATION WITH A PROFESSIONAL TRADER NOW

I WANT TO CLAIM MY FREE CONSULTATION

CLAIM YOUR SESSION

Quick Note

20 MINUTES
that could change your life

LET'S TALK

Let's talk over the phone or skype or in-person

One of the most important differences that keep us ahead of other tutorials and experts available online is that we focus on providing absolute knowledge and fundamentals of trading. When all the others are focusing on the tips and signals, Platinum trading Academy takes up topics like how the market functions, when, why and how various Financial Institutions trade.

FREE SESSION FOR EXPERIENCED TRADER VIA PHONE OR SKYPE CONSULTATION

A) PLATINUM TRADING ACADEMY

- The Platinum Financial Trading Methodology
- The "Half a Million Pound" Trading System
- The Live UK Platinum Trading Floor
- The Platinum Trading Performance
- A Brief on Our Three Services - Platinum Forex Trading Television + Platinum SMS Trade Alerts + Platinum Live one to one Mentoring

B) SHOW YOU PROVEN STRATEGIES

- How to trade the financial markets at the end of the day during the secrets hours of market closure
- You will be shown Platinum's Market cap reversal strategy as used by the major banks
- You will also be taken through Platinum's BPC strategy which has been profitable year on year for almost 15 years
- Show you one strategy called a banker trade that has almost a 98% hit rate
- Show you our extreme zone strategy that will tell you exactly when the markets will turn and make you anywhere between 20 to 300 pips on execution

C) HOW PLATINUM CAN WORK FOR YOU

- We will show you how Platinum Trading Academy in just 30 minutes a day can transform you as an individual.

FREE CONSULTATION



FOREX TRADING ARTICLE

GOLD TECHNICAL ANALYSIS 2020 - GOLD TRADING TIPS FROM PROFESSIONAL TRADERS!



Gold Prices News and Forecast 2020

UPDATE: Gold reaches October 2012 Levels!

The Prices of Gold are gaining pace amongst the current uncertainty that this pandemic holds. Our Platinum Analysts have commented in last week's commodity trading meeting that if there was a 2nd break wave of the Corona in October, then we could see the price above \$2000. Gold Futures are currently sitting around \$1765.70, and this is all due to the inflow of money from the Central banks pushing Gold past the October 2012 levels.

As Trader's, you need to understand that the only way for Gold is Currently up as the stock market in the long term will suffer. The Federal Reserve has been talking of negative interest rates this Sunday which may not seem practical but could be a possibility. They have also warned that the Economy could take over 12-15 months to recover, which leads the average investor to the path of Safe Haven, i.e. Investing in Gold! This year itself bullion has gained 16%, and we see a further 10-15 % by December 2020. Also with the rise of Gold, we can see all the other metals like silver and palladium make a swift move to the upside.

Would you like to take advantage of the next Gold Bull Run to \$2000 then learn how Platinum Analysts will be trading this commodity on our two day Gold Trading Course this week! Sign up [here](#).

Remember when trading Gold Futures it's about thinking long term and taking minimal risk. Please continue to read our Gold trading blog to learn how to trade Gold!

Stay Safe and wish you the best for the month of May!

Coronavirus 2020 Gold Update:

Gold has been one of the best-performing assets for the year so far and closed at \$1,625 this Friday (April 3rd). Many Financial Pundits such as our dear friend and author, Mr. Robert Kiyosaki, the author of Rich Dad Poor Dad have been predicting this exact scenario and advising clients about investing in physical Gold to protect yourselves from times like these.

Over the last three months, the financial markets have been going through turmoil, and Gold has outperformed on the markets as the Stock Markets have crashed! Nirav Shah, our CEO, has been warning us about this crisis for more than 8 months and pointed out very fundamental facts about this financial crisis and believes trading Gold could make you substantial profits. Please [click here](#) to download his book "Unsustainable."

The actual fact is Gold Dealers are in a difficult situation around the world as they are struggling to find Gold to sell, and this could take Gold on a massive bull run in the coming months.

If you are new to trading Gold, then learn about how to trade Gold and make money from this asset class in our Commodities for Beginners trading Course.

Becoming a **successful trader** is already a pretty challenging feat to achieve, adding in the fact that you need to learn essential skills and become familiar with currencies that you've never traded before. A trader goes through rigorous training to enhance their discipline and experience and, if you make the right moves, becoming a trader is one of the most lucrative jobs out there.

One of the reasons why people flourish in this field is because they've got a knack for predicting how the trading tides will go. Experts utilise multiple types of fundamental, technical, and even sentiment factors in order to determine how one yellow metal will move in the market; Yes, the market also includes trading gold!

Considered as both currency and as a commodity, gold is widely regarded in the market in US dollars, and it is traded over the counter, as well as an exchange-traded instrument. The normal trader may not even think to consider trading gold, but it's actually something that you should look into because of its many pros.

Trading Gold

Gold is actually considered as a safe-haven asset which increases its value whenever the markets are looking for an alternative to currencies that are losing their value. This is because as interest rates decline all over the world, there is a demand for a type of currency that will be able to keep its value relatively consistent.

Similar to dollar rates or Euribor rates, gold possesses a forward interest rate called the Gofor rate. The Gofor rate increases its rate relative to the US dollar whenever the demand for gold rises. The trick for expert traders is that they evaluate three dimensions that will give them a well-rounded perspective on the gold market.

Gold Technical Analysis

Veteran traders employ a tried-and-tested method of analysing the long term trend in the gold market by evaluating a weekly chart. This is because gold prices trade and trend sideways, very similar to other capital market instruments. Expert traders use a lot of tools in their arsenal in order to determine whether the price will trend, or remain relatively the same.

MACD or moving average convergence divergence is an extremely useful momentum index that takes advantage of a moving average in order to create a crossover signal. That crossover signal will then let you know whenever a positive or negative momentum is accelerating. Seasoned traders that use the weekly MACD crossover on gold prices to determine if the momentum is accelerating upward.

Relative strength index or RSI is also another momentum indicator that describes whether the gold prices are accelerating, in relation to the last 14-periods. The key to making the most out of this is to take a look at the previous highs and to gauge just how far the momentum was able to accelerate in the past.

LEARN TO TRADE GOLD AND START MAKING PROFITS TODAY!

Analysis of Gold Market Sentiment

While there are several figures you can utilise for Gold technical analysis and to gauge the gold market sentiment, the leading method is by using the **Commitment of Trader's report** released by the Commodity Futures Trading Commission. This report will give you the most accurate view of understanding market dynamics that will affect the gold market sentiment.

These reports will show position data that is detailed by category. The information found in these reports is given to the CFTC by clearing members and experienced brokers. While they are not obligated to report the reasons behind these, expert traders can easily make deductions about those positions.

In terms of gold futures and options, these categories include managed money, swap dealers, and any other reportable that are relevant. The swap dealers you will find include banks, along with industry-specific merchandisers. Whereas managed money contains pension funds, mutual funds, hedge funds, etc and the last of the reportable are usually retail trades.

Watch this video: How to Trade Gold: Top Gold Trading Strategies and Tips (06mins 10secs)



What are the gold fundamentals?

It is indisputable that the most important gold fundamental is whether the US dollar will rise or fall. This dependency of gold on the US dollar is based on the fact that gold is priced in US dollars. Hence, when the dollar rises, gold becomes an even more expensive and attractive currency. This only means that gold prices must fall in order to accommodate the higher cost of buying it in US dollars.

On the other hand, when the dollar declines, the reverse is true. Traders are accustomed to following how the dollar performs compared to the Euro along with the yen, as these two consist most of the transactions that happen all around the world on a daily basis,

One of the most important things about gold is that it serves as a hedge against higher inflation as well. Whenever inflation is on the rise, the gold prices are able to offset increases.

In a nutshell, predicting gold prices has no cookie-cutter formula, thanks to its fluctuating nature. For gold technical analysis, You will need to utilise all available indicators in order to predict the future direction of gold prices. However, It's not just all up to you to find the perfect combination of technicals to trade, learn more about our community and professional [trading systems](#) on a [free consultation call](#).

FOREX TRADING ARTICLE

BEST CURRENCY PAIRS TO TRADE IN 2020



What is Currency Trading?


Forex currency trading involves buying and selling currency pairs to take long and short positions in the market to generate profits from currency pair price movements. Knowing which are the best currency pairs to trade requires an understanding of what forex currency trading is, and what currency pairs are.

As of 2019, there are 195 countries in the world from which there are 180 official national currencies circulating. Couple that with the fact that cross border commerce/trade amongst the world's nations is constantly increasing, and consumers all over the world are now able to make small scale online purchases for goods and services from providers in virtually any foreign country, the need for the efficient exchange of different currencies to facilitate international commerce at all different levels becomes inevitable. Whether it's a nation's central bank fulfilling the needs of its currency reserves, a large multi-national corporation making large cross border transactions in the course of conducting business, large financial institutions servicing their large international clients, forex traders/speculators taking positions on certain currencies, or even something as simple as a tourist taking a weekend holiday to a neighboring country, all of these activities result in the exchange of one currency for another, hence the need for the Foreign Exchange Market.

The Forex Market is the efficient exchange for **forex currency trading** of one nation's official currency for another nation's official currency at a market rate that is free-floating and established by competitive market forces. The Forex Market is not a centralized institution, comparable to what the New York Stock Exchange (NYSE) and the NASDAQ are to the stock market. The Forex Market consists of a vast decentralized network of broker/dealers that buy from, or sell to market participants, all the currencies of all the different nations of the world. Today, the average daily turnover in the forex market is over \$5 trillion per day, making it the largest and most liquid market in the world.


Currency Pairs

In the forex market, quoted prices reflect the rate at which one currency is exchanged for another. Each individual currency is identified with a three-letter symbol known as an ISO code (International Organization for Standardization), i.e. USD for US Dollar, EUR for euro dollar, GBP for the British pound, etc. Forex quote symbols for currency pairs are listed by pairing together the symbols of the two currencies being exchanged. For example, the EURUSD represents the currency pair that includes the Euro Dollar against the US Dollar. The GBPJPY represents the British pound against the Japanese Yen. The order in which the symbols list is of key significance in a forex quote. The first of the two symbols is referred to as the base currency, while the second is referred to as the quote currency. The amount quoted indicates how much of the quote currency is required to purchase one unit of the base currency. For example, a EURUSD currency pair quoted as 1.0812 indicates that it takes 1.0812 US Dollars to acquire 1 Euro Dollar. This rate will fluctuate to reflect changes in the supply and demand of the two currencies in the pair. Some of the best currency pairs to trade are the pairs with the most volatile price fluctuations.

\$ THE US DOLLAR 


Most traded currency on the planet
Often acts as the intermediary in triangular currency transactions
USD acts as the unofficial global reserve currency
Widely accepted in other nations as informal alternative form of payment
Important factor to the Foreign Exchange Rate Market for other currencies and may act as benchmark or target rate for countries that peg their currencies to the USD's value
The Dollar is used as standard currency for most commodities, (oil, precious metals)

\$1 US = \$1 US

€ THE EURO 

2nd Most traded currency
2nd largest reserve currency
Official currency of the majority of nations within the eurozone
Introduced January 1st, 1999
Many nations within Europe and Africa peg their currencies to the euro
Adds liquidity to any currency pair it trades within
Most Politicized currency active



1 EURO = \$1.482 US


¥ THE JAPANESE YEN 

Most traded currency out of Asia
A proxy for the underlying strength of Japan's manufacturing-export economy
Many use it to gauge the overall health of the Pan-Pacific region
The Yen's relationship with international currencies such as the dollar and the euro is a huge determinant of its value

1 YEN = \$0.0126 US


The Most Prominent World Currencies

£ THE GREAT BRITISH POUND 


AKA the Pound Sterling
4th most traded currency
Large reserve currency due to relative value compared to other global currencies
Value based on overall strength of British economy and political stability of its government
Due to high value, it's an important currency benchmark for many nations

1 GBP = \$2.068 US

FR THE SWISS FRANC 

Viewed by many as a "neutral" currency
Contender for top currency because of low inflation rate
Used as a reserve currency by several large countries due to its reputation for stability
Unlike other major central banks, The Swiss National Bank is viewed as a governing body with public and private ownership

1 SWISS FRANC = \$0.9117 US

\$ THE CANADIAN DOLLAR 

AKA Loonie
Foremost Commodity currency
Very volatile to movement in their underlying prices
Highly correlated to the strength of the U.S. economy and movement in the U.S. dollar as well
With an inflationary benchmark of 2-3%, the BoC has tended to remain a shade more hawkish rather than accommodative when it comes to any deviations in prices

1 CAD = \$1.0094 US

Currency Pairs Price Movements

The price of a currency pair increases and /or decreases based on the value of one currency in terms of the other in the pair. Currencies appreciate or depreciate against each other for various reasons, including the government policy, interest rates, trade deficits, and business cycles. It's very important to understand that currency price movements cannot be viewed in the same way as price movements of other types of assets.

Using stock as an example, it represents ownership in a corporation which conducts business operations to foster constant growth and appreciation in the value of the corporation. Therefore, the price of a stock should consistently increase. Similarly, currency represents the economy of a country. The pairing of two currencies to form a rate, in essence, represents the value of the two economies relative to each other. Consequently, the underlying economic factors of the representative countries will have an effect on the currency rate of exchange. An economy experiencing growth will result in a currency appreciating, and the exchange rate will adjust accordingly depending on how the rate is quoted. The country with the weakening economy will experience currency depreciation, which will also have an effect on the exchange rate.

The important distinction between a stock and a currency is that for a stock, perpetual value appreciation is expected. On the other hand, for a currency rate, too much appreciation can have a negative impact on the underlying economy of one of the countries quoted in the rate. For example, for a country with an appreciating currency, imports become cheaper, which translates to a benefit of lower prices, leading to lower overall inflation. However, that same currency appreciation makes export more expensive to foreign buyers, and ultimately curtails demand for the country's products. This eventually leads to a reduction in GDP, which is definitely not a benefit. Consequently, the fluctuations in currency rates ultimately reflect the economic and business cycles relative to the underlying economies of each of the countries in the currency pair and are driven by market forces. Many of the best currency pairs to trade are the pairs with the currencies of countries with the most stable and robust economies.

LEARN OUR END OF DAY CURRENCY TRADING STRATEGY TODAY!

Trading Currency Pairs

When trading a forex currency pair, traders trade the pair as a single instrument and the rate of exchange for the two currencies in the pair is the price that traders focus on to generate profit from market fluctuations. These rates (more often referred to as prices by traders) will fluctuate much the same way as stock prices do based on market volatility. Traders are able to profit from these price movements by taking a long or short position using various financial derivative instruments. Additionally, the forex market trades 24-hours a day, 5-days per week allowing for a greater range of daily price movement resulting in more trading opportunities.

FOREX MARKET HOURS

UNDERSTANDING THE TRADING SESSIONS OF THE BIGGEST GLOBAL FINANCIAL MARKET



The Forex Market is the largest financial market on the planet in term of the value of transactions that take place with in excess of 4 trillion US dollars being exchanged each day.

The foreign exchange market(FOREX) lacks a single static exchange. Instead it is made up of a network of electronically interlinked banks and computerized exchange. These are helping to facilitate trading around the clock. Transactions can be conducted anytime 24 hours per day during the trading week.

4 KEY SESSION

Peak trading activity is however defined by the trading times of the regional financial markets. Each day is divided into four distinct trading sessions. There are linked with the opening hours of the major financial exchanges of each region.



Trading sessions often overlap. At these times the volume of currency transactions increase raising market volatility. An example of this is when the US markets open midway through the London session.

TRADING SESSIONS CHARACTERISTICS

£ LONDON SESSIONS

The London Forex trading session is generally regarded as one of the most important of the day. It is the busiest session as it also encompasses the opening of the European markets. It sees the largest volume of any session.

The New York session is the second busiest session in terms of volume of transactions. It opens midway through the London trading hours. It is at this point when both volatility and trading volume normally peak.

NEW YORK SESSIONS \$

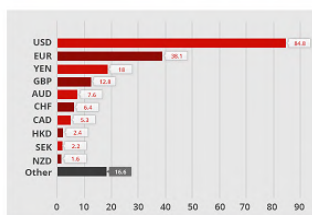
\$ PACIFIC SESSIONS

The Pacific session has become increasingly important in recent years. The majority of trading during this time centers on the Australian Dollar and New Zealand dollar. It overlaps with the Asian session.

The Asian session starts with the opening of the Tokyo financial markets and sees heavy focus on the Yen.

ASIAN SESSIONS ¥

MOST TRADED GLOBAL CURRENCY BY VOLUME



MAJOR CURRENCIES

The dominant currency traded is the US dollar which is involved in over 84.9% of all traded transactions.

The Euro, Yen and the British Pound take up the next three top spots.

These four currencies are referred to as the 'Majors' due to the prominence in the majority of currency transactions that take place.

The total percentage of currencies listed amounts to 200% as a result of a currency being brokered on both sides of an exchange transaction.

Within the forex market exist the spot market. The spot market is the most popular forex market used for speculative forex trading. It is a standardized market in which forex pairs can be bought and sold using standardized spot contracts of 100,000 units of the base currency referred to as lots. Forex lots can be bought and sold very similarly to how stocks are bought and sold in the stock market. The value of a standard lot is determined by the quoted rate multiplied by 100,000. However, the amount of capital necessary to buy or sell a lot to assume a long or short position is determined by the margin requirements of the broker that is used. These requirements vary widely from broker to broker. Standard lots can also be broken down to smaller contract denomination. A mini-lot is 10,000 units, and a micro-lot is 1000 units of the base currency. Using smaller lot sizes allows forex traders to trade with smaller capital requirements and helps to better **manage risk**.

Best Currency Pairs to Trade

Price volatility, volume, wide intraday price range, and tight spreads are key elements required in order for a trader to successfully generate profits from forex currency trading. The best currency pairs to trade in the forex market are those that possess an abundance of these key elements. Currency pairs vary with respect to their trading attributes.

Watch this video: What are the most traded currency pairs? (03mins 32secs)



All 180 official currencies are paired with each other to form a currency pair for the purpose of completing cross-border financial transactions. But not all pairs are suitable for trading. Currency pairs that are associated with the US Dollar and are the most widely used currencies are categorized as major currencies. These include the GBPUSD, EURUSD, USDCHF, USDJPY, AUDUSD, and USDCAD. These are by far the best currency pairs to trade in the forex market. They are the most liquid, and therefore have the tightest spreads. They are all paired with the benchmark US Dollar, so they exhibit a wide daily price range and volatility. These are all attributes that traders desire in a tradable asset. The major currency pairs account for a significant portion of the daily trading volume in the forex market.

Currency pairs referred to as “crosses” or “minor currencies” are not considered by many traders to be the absolute best currency pairs to trade, but some nonetheless are worthy of trading. Many of the pairs that fall into this category, including the GBP/JPY, EUR/GBP, EUR/CHF, etc. have sufficient volume, range, and volatility to allow for generating profits, they just have to be traded using different strategies than those used to trade the major currencies.

Successful forex currency trading ultimately relies on entering positions that capture price movements resulting from inefficiencies in the supply and demand of a currency. The currency pairs that consistently exhibit these price movements are the best currency pairs to trade. The major currencies can always be relied upon to provide such price volatility on a daily basis.

LEARN OUR END OF DAY CURRENCY TRADING STRATEGY TODAY!



FOREX TRADING VIDEO

MASTERING TRADING FOREX REVERSALS STRATEGY



Today we would like to discuss our Market Cap Strategy. I know it sounds a bit complicated, but in reality, it's straightforward to use for all levels of traders. Every Morning our system gives you daily reversal levels on the six major currency pairs. Do we have a magic lamp absolutely not! But we have over two decades of trading experience and an algorithm that calculates where the markets will stop and reverse. This strategy could make you around 2500 Pips a year if you followed it with the correct risk management and Platinum Forex Trading Practices. Watch our video today and feel free to like and subscribe :-). The Platinum Trading System has six amazing strategies that have been used for over the last 11 years! Just email us on here to get the system installed and watch it live in action!

FOREX TRADING ARTICLE



FOREX TRADING INSIDER

EXPERT FOREX TRADING TECHNIQUES



PLATINUM
TRADING ACADEMY